



**Eagle Mountain - Woodfibre Gas Pipeline Project  
Woodfibre Site Waste Discharge Approval AE-  
111973 Report**

Reporting Week	Jan 15 <sup>th</sup> to Jan 21 <sup>st</sup> , 2024
Report #	5
Page	1 of 6

# **Eagle Mountain - Woodfibre Gas Pipeline Project**

## **Woodfibre Site Waste Discharge Approval Report**

**Report Period: January 15<sup>th</sup> to January 21<sup>st</sup>, 2024**



**Eagle Mountain - Woodfibre Gas Pipeline Project  
Woodfibre Site Waste Discharge Approval AE-  
111973 Report**


Reporting Week	Jan 15 <sup>th</sup> to Jan 21 <sup>st</sup> , 2024
Report #	5
Page	2 of 6

## Contents

Preamble .....	3
Introduction .....	3
Sampling Methodology .....	4
Summary .....	5
Activities .....	5
Point of Discharge from Water Treatment System Summary .....	5
Exceedance details .....	5
Receiving Environment Summary.....	5
Exceedance details .....	6

Appendix A: Point of Discharge from Water Treatment System Documentation

Appendix B: Receiving Environment Documentation

 <b>Eagle Mountain - Woodfibre Gas Pipeline Project Woodfibre Site Waste Discharge Approval AE-111973 Report</b>	Reporting Week	Jan 15 <sup>th</sup> to Jan 21 <sup>st</sup> , 2024
	Report #	5
	Page	3 of 6

## Preamble

This report is the initial report for the British Columbia Energy Regulator (BCER) Waste Discharge Approval (BCER number AE 111973) for the FortisBC Eagle Mountain – Woodfibre Gas Pipeline (EGP) Project for the BC Rail site. This report covers the reporting period from January 15<sup>th</sup> to January 21<sup>st</sup>, 2024 and includes the results of water quality monitoring and sampling of the receiving environment (upstream and downstream) at the Woodfibre Site. During this timeframe, no discharge into the receiving environment at the Woodfibre Site occurred from the water treatment plant.

FortisBC has retained Triton Environmental Consultants Ltd. as the Qualified Professional to implement and oversee the monitoring and sampling program in the receiving environment. The data represented below, including laboratory reported exceedances, represent background conditions of the receiving environment, and are not related to EGP Project activities. The data collected and reported in this report represents background water quality conditions at the two receiving environment sampling sites as shown on the approved Waste Discharge Approval AE-111973.

### Water Treatment Plant Update

Since the issuance of the Waste Discharge Approval (AE 111973) on December 8<sup>th</sup>, 2023, FortisBC’s tunnel contractor Frontier-Kemper Michels Joint Venture (FKM) has commenced shipping the water treatment plant (WTP) components to the Woodfibre site. No water treatment plant has been set up on site to date.

## Introduction

The results provided in this document are submitted to BC Energy Regulator (BCER) by FortisBC as per the requirements listed in the Waste Discharge Approval AE-111973 Section 4.2:

The Approval Holder shall summarize the results of the discharge and receiving environment compliance sampling and monitoring program in a report that shall be submitted weekly over the term of this approval. The sampling and monitoring results shall be suitably tabulated and include comparison to the respective British Columbia Approved and Working Water Quality Guidelines for Freshwater & Marine Aquatic Life, as published by the Ministry of Environment & Climate Change Strategy. Any exceedance of regulatory guidelines shall be clearly highlighted, and any missed sampling events/missing date shall be identified with an explanation provided. Reporting frequency may be reduced upon a history of compliance and by written confirmation from the BCER. These reports shall be submitted to Waste.Management@bc-er.ca. A copy of the reports shall be provided to each First Nation consulted with regarding this subject approval, and also made publicly available on the FortisBC Eagle Mountain-Woodfibre Gas Pipeline Project | Talking Energy webpage.



**Eagle Mountain - Woodfibre Gas Pipeline Project  
Woodfibre Site Waste Discharge Approval AE-  
111973 Report**

Reporting Week	Jan 15 <sup>th</sup> to Jan 21 <sup>st</sup> , 2024
Report #	5
Page	4 of 6

FortisBC requests that the BCER confirm the receipt of this submittal and confirm that the submission meets the requirements of reporting. Future reports will use this format unless otherwise directed by BCER.

### Sampling Methodology

The monitoring and sampling has been carried out in accordance with the procedures described in the most recent edition of the “British Columbia Field Sampling Manual” using field equipment and lab samples to meet daily and real time requirements for the Waste Discharge Approval.

At the receiving environment, real time daily field readings of pH, temperature, NTU, electrical conductivity, DO, ORP and salinity are being taken using an AquaTROLL 600 datalogger upstream and downstream in the watercourse at the Woodfibre site. Visible sheen will be monitored with visual inspections during times of discharge or sampling. Real time and daily readings are being monitored at the same time with one piece of equipment, allowing all the daily readings to be real time.

At the point of discharge from the WTP, the parameters are being monitored using field equipment (YSI ProDSS) and sondes/real time meters make and models to be confirmed by the contractor. Table 1 and Table 2 below show how each parameter is being monitored.

**Table 1. Monitoring Process at Point of Discharge from Water Treatment System**

Permit Frequency	Parameters	Details
Daily	Visible Sheen	In field inspection
Daily (or per batch)	DO	Monitoring using YSI ProDSS
	ORP	Monitoring using YSI ProDSS
	Salinity	Monitoring using YSI ProDSS
Real Time (or per batch)	pH	Monitoring using YSI ProDSS
	Temperature	Monitoring using YSI ProDSS
	NTU	Monitoring using YSI ProDSS
	Electrical Conductivity	Monitoring using YSI ProDSS
Weekly (or per batch) Lab Samples	List prescribed in permit	No Changes, still lab samples

**Table 2. Receiving Environment (upstream and downstream) Monitoring Process**

Permit Frequency	Parameters	Details
Daily	Visible Sheen	In field inspection
Daily	DO	Monitoring using Sonde- AquaTROLL 600 datalogger
	ORP	Monitoring using Sonde- AquaTROLL 600 datalogger
	Salinity	Monitoring using Sonde- AquaTROLL 600 datalogger
Real Time	pH	Monitoring using Sonde- AquaTROLL 600 datalogger
	Temperature	Monitoring using Sonde- AquaTROLL 600 datalogger
	NTU	Monitoring using Sonde- AquaTROLL 600 datalogger
	Electrical Conductivity	Monitoring using Sonde- AquaTROLL 600 datalogger
Weekly Lab Samples	List prescribed in permit	No changes, still lab samples



**Eagle Mountain - Woodfibre Gas Pipeline Project  
Woodfibre Site Waste Discharge Approval AE-  
111973 Report**

Reporting Week	Jan 15 <sup>th</sup> to Jan 21 <sup>st</sup> , 2024
Report #	5
Page	5 of 6

Receiving Environment equipment details: Sondes: Aqua-TROLL 600 made by In-Situ Inc. Sondes set up to log temperature, specific conductivity, salinity (in PSU), pH, ORP, DO (mg/L), and turbidity (NTU) at 10 minute intervals.

Point of Discharge from the water treatment system equipment details: YSI ProDSS with pH, conductivity, DO, ORP and turbidity probe that measure pH, temperature, NTU, electrical conductivity, ORP, DO and salinity.

## Summary

### Activities

- The real time water quality monitoring equipment (sondes) were deployed at the Woodfibre Site on December 18<sup>th</sup>, 2023.
- No discharges to the receiving environment have occurred from the water treatment plant within the reporting period. The water treatment plan has not yet been built and not tunneling is occurring.

### Point of Discharge from Water Treatment System Summary

N/A - No discharge occurred during the reporting period.

### Exceedance details

N/A - No discharge occurred during the reporting period.

### Receiving Environment Summary


The receiving environment is being monitored as a permit requirement, currently, there are no discharges from the WTP to the receiving environment, so all recorded exceedances in the laboratory report are not project related and existing background quality.

**Table 3: Upstream Monitoring Information**

Date of Lab Sample	Real Time Monitored	Field Samples Taken	Results
2024-01-15	Yes	Yes-real time	Full set of lab sample results, photo and documentation are provided in Appendix B


**Table 4: Downstream Monitoring Information**

Date of Lab Sample	Real Time Monitored	Field Samples Taken	Results
2024-01-15	Yes	Yes-real time	Full set of lab sample results, photo and documentation are provided in Appendix B


 <b>Eagle Mountain - Woodfibre Gas Pipeline Project Woodfibre Site Waste Discharge Approval AE- 111973 Report</b>	Reporting Week	Jan 15 <sup>th</sup> to Jan 21 <sup>st</sup> , 2024
	Report #	5
	Page	6 of 6

**Receiving Environment Monitoring Details**

- Daily visible sheen checks have not been conducted in the receiving environment as there have not been any discharges from the WTP.
- All receiving environment lab results are in Appendix B.
- Recorded exceedances in the laboratory and field samples collected from the receiving environment (upstream and downstream) are indicative of the existing background water quality in the Squamish River, and are not related to the EGP Project activities.


 <b>Eagle Mountain - Woodfibre Gas Pipeline Project Woodfibre Site Waste Discharge Approval AE-111973 Report</b>	Reporting Week	Jan 15 <sup>th</sup> to Jan 21 <sup>st</sup> , 2024
	Report #	5
	Appendix	A

## Appendix A Point of Discharge from Water Treatment Plant Documentation


 <b>Eagle Mountain - Woodfibre Gas Pipeline Project Woodfibre Site Waste Discharge Approval AE-111973 Report</b>	Reporting Week	Jan 15 <sup>th</sup> to Jan 21 <sup>st</sup> , 2024
	Report #	5
	Appendix	A

No discharge from the water treatment plant, nothing to report



 <b>Eagle Mountain - Woodfibre Gas Pipeline Project</b> <b>Woodfibre Site Waste Discharge Approval</b> <b>AE-111973 Report</b>	Reporting Week	Jan 15 <sup>th</sup> to Jan 21 <sup>st</sup> , 2024
	Report #	5
	Appendix	B

## Appendix B Receiving Environment Documentation

 <b>Eagle Mountain - Woodfibre Gas Pipeline Project</b> <b>Woodfibre Site Waste Discharge Approval</b> <b>AE-111973 Report</b>	Reporting Week	Jan 15 <sup>th</sup> to Jan 21 <sup>st</sup> , 2024
	Report #	5
	Appendix	B


## Receiving Environment Sample Analysis

Sample ID	LAB ID	Date Sampled	Time Sampled	Mlands Lewis Pkg. MISC.	WLNG LB1 (40m)	WLNG DS1 (20m)	Sample or value notes	BCWQ PAL - Short Term	BCWQ PAL - Long Term	BCWQ MAL - Short Term	BCWQ MAL - Long Term
					V04A0794-002	V04A0794-001					
Analyte	Units	BCAWQD-FAL-LT <sup>1</sup>	BCAWQD-FAL-SM <sup>2</sup>	BCAWQD-MAL-SM <sup>3</sup>	BCAWQD-MAL-LT <sup>4</sup>	Water	Water				
In-Situ Parameters	Units					NA	NA				
pH (6d)	pH <sub>6d</sub>	6.5-8.0	6.5-8.0	7.0-8.7	7.0-8.7	6.6	7.35	US location does not meet the BCWQ LT or ST guidelines for MAL. LT guideline not applicable. <sup>1</sup>	LT guideline not applicable. <sup>2</sup>	Unrestricted change within this range (for protection of mollusk embryo development).	
Temperature (6d)	°C	-	19 hourly rate of change +1°C	Max 1% from BKG 1°C, hourly rate of change +0.2°C	-	0.90	1.00	Guideline is species-dependent. Short-term daily temperature guideline is 19°C in streams with unknown fish distribution. Refer to BC Water Quality Guidelines for more information on incubation and spawning temperature guidelines, and for those with different fish distributions. Hourly rate of change not to exceed 1°C.	Guideline is species-dependent. Short-term daily temperature guideline is 19°C in streams with unknown fish distribution. Refer to BC Water Quality Guidelines for more information on incubation and spawning temperature guidelines, and for those with different fish distributions. Hourly rate of change not to exceed 1°C.	Guideline for marine waters are based on natural ambient conditions. Max and min 1°C change from natural condition. Natural temperature cycle characteristics of the site should not be altered in amplitude or frequency by human activities. Max rate of any human induced temperature change not to exceed 0.2°C hourly.	
Conductivity (6d)	µS/cm	-	-	-	-	-	-	Change from background of 8 NTU at any one time for a duration of 24 h in all waters during clear flows or in turbid waters.	Change from background of 8 NTU at any one time for a duration of 24 h in all waters during clear flows or in turbid waters.	Change from background of 8 NTU at any one time for a duration of 24 h in all waters during clear flows or in turbid waters.	
Turbidity (6d)	NTU	Varies with background, see note. Lowest value for guideline is 9 NTU.	Varies with background, see note. Lowest value for guideline is 9 NTU.	Varies with background, see note. Lowest value for guideline is 9 NTU.	Varies with background, see note. Lowest value for guideline is 9 NTU.	0.95	0.42	LT guideline not applicable. <sup>1</sup>	Change from background of 5 NTU at any one time when background is < 5 NTU during high flows or in turbid waters.	Change from background of 5 NTU at any one time when background is < 5 NTU during high flows or in turbid waters.	Change from background of 5 NTU at any one time when background is < 5 NTU during high flows or in turbid waters.
Dissolved Oxygen (6d)	mg/L	Varies with life stage, see note.	Varies with life stage, see note.	Varies with life stage, see note.	Varies with life stage, see note.	12.81	12.97	Due to cold temperatures, the observation data logger was not working at the time of sampling. Data logger maintenance occurred and data collection resumed at 12:10 on January 15. A 2-hour average dissolved oxygen concentration is shown here to represent the groundwater. LT guideline not applicable. <sup>1</sup>	Buried embryo/invertebrate minimum 9 mg/L, all other life stages 5 mg/L. Refer to BC Water Quality Guidelines for more information.	Buried embryo/invertebrate minimum 9 mg/L, all other life stages 5 mg/L. Refer to BC Water Quality Guidelines for more information.	Buried embryo/invertebrate minimum 9 mg/L, all other life stages 5 mg/L. Refer to BC Water Quality Guidelines for more information.
<b>General Parameters</b>											
Hardness (as CaCO <sub>3</sub> ) Total	mg/L	-	-	-	-	4.88	23.1				
Total Dissolved Solids	mg/L	-	-	-	-	17	28				
Total Suspended Solids	mg/L	Varies with background, see note. Lowest value for guideline is 5 mg/L.	Varies with background, see note. Lowest value for guideline is 5 mg/L.	Varies with background, see note. Lowest value for guideline is 5 mg/L.	Varies with background, see note. Lowest value for guideline is 5 mg/L.	< 3.0	< 3.0	LT guideline not applicable. <sup>1</sup>	Change from background of 25 mg/L at any one time for duration of 24 h in all waters during clear flows or in turbid waters.	Change from background of 25 mg/L at any one time for duration of 24 h in all waters during clear flows or in turbid waters.	Change from background of 25 mg/L at any one time for duration of 24 h in all waters during clear flows or in turbid waters.
Dissolved Organic Carbon (DOC)	mg/L	-	-	-	-	1.60	1.49			Long-term (30-day) median within 20% of background median. <sup>2</sup>	
Chemical Oxygen Demand (COD)	mg/L	-	-	-	-	< 10	< 10				
Total Phospha	mg/L	-	0.05	-	-	< 0.0010	< 0.0010		Interim guideline.		Interim guideline.
Total Alkalinity (CaCO <sub>3</sub> )	mg/L	Categorical	-	-	-	3.7	20.0	Upstream location is highly sensitive to acid inputs (i.e. low buffering capacity). The downstream location has a moderate sensitivity to acid inputs (i.e. moderate buffering capacity). LT guideline not applicable. <sup>1</sup>	Guideline is for alkalinity (as CaCO <sub>3</sub> ) and categorize the sensitivity of a water body to acid inputs: < 10 mg/L is considered highly sensitive to acid inputs; 10 - 20 mg/L is considered moderately sensitive to acid inputs; > 20 mg/L is considered low sensitivity.		
Total Sulphate (as S)	mg/L	-	-	-	-	< 0.0015	< 0.0015				
Total Sulphate (un-ionized as H <sub>2</sub> S)	mg/L	0.002	-	-	-	< 0.0015	< 0.0015	LT guideline not applicable. <sup>1</sup>		Working guideline.	
Total Sulphate (as H <sub>2</sub> S)	mg/L	-	-	-	-	< 0.0016	< 0.0016				
<b>Nitrogen and Nutrients</b>											
Ammonia	mg/L ammonia-N	pH and temperature dependent	pH and temperature dependent	pH, temperature, and salinity dependent	pH, temperature, and salinity dependent	< 0.0050	< 0.0050	LT guideline not applicable. <sup>1</sup>	Guideline for ammonia as N, pH and temperature dependent. Refer to BC Water Quality Guidelines for more information.	Guideline for ammonia as N, pH and temperature dependent. Refer to BC Water Quality Guidelines for more information.	Guideline for ammonia as N, pH and temperature dependent. Refer to BC Water Quality Guidelines for more information.
Boronic	mg/L	-	-	-	-	< 0.050	< 0.050				
Chloride	mg/L	150	600	> 115% of background	< 50% of background	0.63	0.70	LT guideline not applicable. <sup>1</sup>			Human activities should not cause the chloride of marine and estuarine waters to fluctuate by more than 15% of the natural chloride expected at that time and depth.
Fluoride	mg/L	-	Varies with hardness	1.5	-	< 0.000	< 0.020		Guideline has interim status.		
Total Nitrogen (TKN)	mg/L	-	-	-	-	< 0.0050	< 0.0050				
Nitrite (as N)	mg/L	-	0.02	-	-	0.27	0.042	LT guideline not applicable. <sup>1</sup>			
Nitrate (as N)	mg/L	Varies with chloride	0.06	-	-	< 0.0010	< 0.0010	LT guideline not applicable. <sup>1</sup>			
Total Phosphorus	mg/L	0.005 to 0.015	-	-	-	0.0032	0.0051	LT guideline not applicable. <sup>1</sup>		Guideline is for lakes, refer to BCWQ guideline for marine and algae for more information. Guideline not applicable to salmonids.	
Sulfate (as SO <sub>4</sub> )	mg/L	Varies with hardness	-	-	-	1.63	2.92	LT guideline not applicable. <sup>1</sup>			
<b>Total Metals</b>											
Aluminum (Al)-Total	mg/L	Varies with pH, DOC, hardness	-	-	-	0.0737	0.0700	LT guideline not applicable. <sup>1</sup>	Guideline varies with pH, hardness and Dissolved Organic Carbon (DOC). Refer to BC Water Quality Guidelines for more information.	Guideline varies with pH, hardness and Dissolved Organic Carbon (DOC). Refer to BC Water Quality Guidelines for more information.	
Antimony (Sb)-Total	mg/L	0.014	0.25	-	-	< 0.00010	< 0.00010	LT guideline not applicable. <sup>1</sup>			Interim guideline status.
Arsenic (As)-Total	mg/L	0.005	-	-	-	0.0019	0.0045	LT guideline not applicable. <sup>1</sup>			Interim guideline status.
Barium (Ba)-Total	mg/L	0.00015	-	-	-	< 0.000050	< 0.000050	LT guideline not applicable. <sup>1</sup>			Working guideline status.
Beryllium (Be)-Total	mg/L	1.2	-	-	-	< 0.00010	< 0.00010	LT guideline not applicable. <sup>1</sup>			Working guideline status.
Bismuth (Bi)-Total	mg/L	-	-	-	-	< 0.00010	< 0.00010	LT guideline not applicable. <sup>1</sup>			Working guideline status.
Calcium (Ca)-Total	mg/L	-	-	-	-	1.99	8.38				
Cadmium (Cd)-Total	mg/L	-	-	-	-	< 0.000010	< 0.000010				Working guideline status.
Chromium (Cr)-Total	mg/L	-	-	-	-	< 0.000050	< 0.000050				Working guideline status.
Chromium (Cr)-VI	mg/L	-	-	-	-	< 0.000050	< 0.000050				Working guideline status.
Copper (Cu)-Total	mg/L	0.001	-	-	-	< 0.000050	< 0.000050	LT guideline not applicable. <sup>1</sup>			Working guideline status.
Cobalt (Co)-Total	mg/L	0.004	0.11	-	-	< 0.000050	< 0.000050	LT guideline not applicable. <sup>1</sup>			Working guideline status.
Iron (Fe)-Total	mg/L	1	-	-	-	0.018	0.027				
Lead (Pb)-Total	mg/L	Varies with hardness	Varies with hardness	0.14	0.002	< 0.000050	< 0.000050	LT guideline not applicable. <sup>1</sup>	Guideline varies with hardness, refer to BC Water Quality Guidelines for more information. Guideline is 0.003 where hardness is < 200 mg/L, and applies to samples with hardness 25-200 mg/L. Lowest value for guideline is 0.17 mg/L.	Guideline varies with hardness, refer to BC Water Quality Guidelines for more information. Guideline equation of $0.000001 \times \text{hardness} + 0.0005$ applies to samples with hardness > 200 mg/L.	
Lithium (Li)-Total	mg/L	-	-	-	-	< 0.0010	< 0.0010				
Magnesium (Mg)-Total	mg/L	-	-	-	-	0.173	0.537				
Manganese (Mn)-Total	mg/L	Varies with hardness	Varies with hardness	-	-	0.00066	0.00068	LT guideline not applicable. <sup>1</sup>	Guideline varies with hardness, refer to BC Water Quality Guidelines for more information. Guideline uses equation of $0.0000001 \times \text{hardness} + 0.00001$ .	Guideline varies with hardness, refer to BC Water Quality Guidelines for more information. Guideline equation of $0.0000001 \times \text{hardness} + 0.00001$ applies to samples with hardness > 200 mg/L.	
Mercury (Hg)-Total	mg/L	Varies with methyl mercury	-	-	-	< 0.0000050	< 0.0000050	LT guideline not applicable. <sup>1</sup>			
Nickel (Ni)-Total	mg/L	7.8	40	-	-	0.00202	0.00020	LT guideline not applicable. <sup>1</sup>			
Nickel (Ni)-Total	mg/L	Varies with hardness	-	-	0.0083	< 0.00050	< 0.00050	LT guideline not applicable. <sup>1</sup>			Working guideline status.
Phosphorus (P)-Total	mg/L	0.005 to 0.015	-	-	-	< 0.0050	< 0.0050	LT guideline not applicable. <sup>1</sup>			
Selenium (Se)-Total	mg/L	-	-	-	-	0.101	0.124				
Selenium (Se)-Total	mg/L	0.002	-	-	0.002	< 0.000050	< 0.000050	LT guideline not applicable. <sup>1</sup>			
Silver (Ag)-Total	mg/L	-	-	-	-	3.34	3.58				
Silver (Ag)-Total	mg/L	Varies with hardness	Varies with hardness	0.003	0.0015	< 0.000010	< 0.000010	LT guideline not applicable. <sup>1</sup>	Varies with hardness. Guideline is 0.0001 mg/L at hardness < 100 mg/L, and 0.002 at hardness > 100 mg/L.	Varies with hardness. Guideline is 0.00005 mg/L at hardness < 100 mg/L, and 0.001 at hardness > 100 mg/L.	Guideline applies to open coast and estuaries. Guideline is applicable to the OSP site.
Sodium (Na)-Total	mg/L	-	-	-	-	1.13	1.37				
Sulfate (SO <sub>4</sub> )-Total	mg/L	-	-	-	-	0.0786	0.0947				
Sulfate (SO <sub>4</sub> )-Total	mg/L	-	-	-	-	0.0009	0.0019				
Thallium (Tl)-Total	mg/L	0.0008	-	-	-	< 0.000010	< 0.000010	LT guideline not applicable. <sup>1</sup>			30-day average, site-specific objective for the lower Columbia River. BC Guideline is for reference only and does not apply to its OSP site.
Thorium (Th)-Total	mg/L	-	-	-	-	< 0.00010	< 0.00010				
Vanadium (V)-Total	mg/L	-	-	-	-	< 0.00010	< 0.00010				
Zinc (Zn)-Total	mg/L	-	-	-	-	< 0.00010	< 0.00010				
Zinc (Zn)-Total	mg/L	0.0005	-	-	-	< 0.00010	< 0.00010	LT guideline not applicable. <sup>1</sup>			Working guideline status.
<b>Trace Metals</b>											
Aluminum (Al)-Dissolved	mg/L	-	-	-	-	0.0688	0.0549				
Antimony (Sb)-Dissolved	mg/L	-	-	-	-	< 0.00010	< 0.00010				
Arsenic (As)-Dissolved	mg/L	-	-	-	-	< 0.000050	< 0.000050				
Barium (Ba)-Dissolved	mg/L	-	-	-	-	0.0020	0.0044				
Beryllium (Be)-Dissolved	mg/L	-	-	-	-	< 0.000010	< 0.000010				
Bismuth (Bi)-Dissolved	mg/L	-	-	-	-	< 0.000050	< 0.000050				
Boron (B)-Dissolved	mg/L	-	-	-	-	< 0.00010	< 0.00010				
Cadmium (Cd)-Dissolved	mg/L	Varies with hardness	-	-	-	< 0.0000050	< 0.0000050	LT guideline not applicable. <sup>1</sup>	Guideline is hardness dependent, refer to BC Water Quality Guidelines for more information. Guideline is applicable to water hardness between 7.0 and 450 mg/L. Guideline uses equation of $0.0000001 \times \text{hardness} + 0.0000001$ . Lowest value for guideline is 0.00001 mg/L.	Guideline is hardness dependent, refer to BC Water Quality Guidelines for more information. Guideline is applicable to hardness between 3.4 and 450 mg/L. Guideline uses equation of $0.0000001 \times \text{hardness} + 0.0000001$ . Lowest value for guideline is 0.00001 mg/L.	
Calcium (Ca)-Dissolved	mg/L	Categorical	-	-	-	1.53	7.88	LT guideline not applicable. <sup>1</sup>			
Chromium (Cr)-Dissolved	mg/L	-	-	-	-	< 0.000010	< 0.000010				
Chromium (Cr)-VI-Dissolved	mg/L	-	-	-	-	< 0.000010	< 0.000010				
Copper (Cu)-Dissolved	mg/L	-	-	-	-	< 0.000050	< 0.000050				
Cobalt (Co)-Dissolved	mg/L	-	-	-	-	< 0.000050	< 0.000050				
Iron (Fe)-Dissolved	mg/L	-	-	-	-	0.0009	0.0019				
Lithium (Li)-Dissolved	mg/L	-	-	-	-	< 0.00010	< 0.00010				
Magnesium (Mg)-Dissolved	mg/L	-	-	-	-	0.0009	0.0019				
Manganese (Mn)-Dissolved	mg/L	-	-	-	-	< 0.000050	< 0.000050				
Nickel (Ni)-Dissolved	mg/L	-	-	-	-	< 0.000050	< 0.000050				
Phosphorus (P)-Dissolved	mg/L	-	-	-	-	< 0.000050	< 0.000050				
Selenium (Se)-Dissolved	mg/L	-	-	-	-	< 0.000050	< 0.000050				
Silver (Ag)-Dissolved	mg/L	-	-	-	-	< 0.000010	< 0.000010				
Sodium (Na)-Dissolved	mg/L	-	-	-	-	0.0847	0.0920				
Sulfate (SO <sub>4</sub> )-Dissolved	mg/L	-	-	-	-	0.0009	0.0019				
Thallium (Tl)-Dissolved	mg/L	-	-	-	-	< 0.000010	< 0.000010				
Thorium (Th)-Dissolved	mg/L	-	-	-	-	< 0.000010	< 0.000010				
Vanadium (V)-Dissolved	mg/L	-	-	-	-	< 0.000010	< 0.000010				
Zinc (Zn)-Dissolved	mg/L	-	-	-	-	< 0.000050	< 0.000050				
Zinc (Zn)-Dissolved	mg/L	-	-	-	-	0.00102	0.00112				
Zinc (Zn)-Dissolved	mg/L	-	-	-	-	< 0.000050	< 0.000050				
Zinc (Zn)-Dissolved	mg/L	Varies with pH, DOC, hardness	Varies with DOC and hardness	-	-	0.0113	0.0019	LT guideline not applicable. <sup>1</sup>			
Zinc (Zn)-Dissolved	mg/L	-	-	-	-	< 0.000050	< 0.000050				

BC MOECOS 2023 BC Water Quality Guidelines for the Protection of Aquatic Life, Wildlife & Agriculture. Accessed from: <https://www2.gov.bc.ca/gov/content/spe/spe2023/water-quality-guidelines-for-the-protection-of-aquatic-life-wildlife-agriculture>

BC MOECOS 2021 BC Working Water Quality Guidelines for the Protection of Aquatic Life, Wildlife & Agriculture. Accessed from: <https://www2.gov.bc.ca/gov/content/spe/spe2021/water-quality-guidelines-for-the-protection-of-aquatic-life-wildlife-agriculture>

New net trap/pan guidelines apply to averaged data to account for chronic impacts to aquatic life. Ideally, five samples collected at evenly spaced intervals over 30 days is considered to be the minimum number

 <b>Eagle Mountain - Woodfibre Gas Pipeline Project</b> <b>Woodfibre Site Waste Discharge Approval</b> <b>AE-111973 Report</b>	Reporting Week	Jan 15 <sup>th</sup> to Jan 21 <sup>st</sup> , 2024
	Report #	5
	Appendix	B

## Receiving Environment Lab Documentation

## CERTIFICATE OF ANALYSIS

**Work Order** : **VA24A0794**  
**Client** : **Triton Environmental Consultants Ltd.**  
**Contact** : [Redacted]  
**Address** : [Redacted]  
  
**Telephone** : [Redacted]  
**Project** : 11964  
**PO** : ----  
**C-O-C number** : ----  
**Sampler** : Aegean Chan  
**Site** : Water Analysis  
**Quote number** : VA23-TRIT100-012  
**No. of samples received** : 5  
**No. of samples analysed** : 5

**Page** : 1 of 7  
**Laboratory** : ALS Environmental - Vancouver  
**Account Manager** : [Redacted]  
**Address** : [Redacted]  
  
**Telephone** : [Redacted]  
**Date Samples Received** : 15-Jan-2024 16:55  
**Date Analysis Commenced** : 15-Jan-2024  
**Issue Date** : 23-Jan-2024 16:59

This report supersedes any previous report(s) with this reference. Results apply to the sample(s) as submitted. This document shall not be reproduced, except in full.

This Certificate of Analysis contains the following information:

- General Comments
- Analytical Results

Additional information pertinent to this report will be found in the following separate attachments: Quality Control Report, QC Interpretive report to assist with Quality Review and Sample Receipt Notification (SRN).

### Signatories

This document has been electronically signed by the authorized signatories below. Electronic signing is conducted in accordance with US FDA 21 CFR Part 11.

<i>Signatories</i>	<i>Position</i>	<i>Laboratory Department</i>
Brooke Miller	Laboratory Analyst	Inorganics, Edmonton, Alberta
Erin Sanchez		Metals, Burnaby, British Columbia
Kate Dimitrova	Supervisor - Inorganic	Inorganics, Burnaby, British Columbia
Kevin Duarte	Supervisor - Metals ICP Instrumentation	Metals, Burnaby, British Columbia
Kim Jensen	Department Manager - Metals	Inorganics, Burnaby, British Columbia
Kim Jensen	Department Manager - Metals	Metals, Burnaby, British Columbia
Owen Cheng		Metals, Burnaby, British Columbia
Paolo Obillo	Account Manager Assistant	Administration, Burnaby, British Columbia
Ruby Pham	Lab Assistant	Metals, Burnaby, British Columbia



## General Comments

The analytical methods used by ALS are developed using internationally recognized reference methods (where available), such as those published by US EPA, APHA Standard Methods, ASTM, ISO, Environment Canada, BC MOE, and Ontario MOE. Refer to the ALS Quality Control Interpretive report (QCI) for applicable references and methodology summaries. Reference methods may incorporate modifications to improve performance.

Where a reported less than (<) result is higher than the LOR, this may be due to primary sample extract/digestate dilution and/or insufficient sample for analysis.

Where the LOR of a reported result differs from standard LOR, this may be due to high moisture content, insufficient sample (reduced weight employed) or matrix interference.

Please refer to Quality Control Interpretive report (QCI) for information regarding Holding Time compliance.

Key : CAS Number: Chemical Abstracts Services number is a unique identifier assigned to discrete substances  
LOR: Limit of Reporting (detection limit).

<i>Unit</i>	<i>Description</i>
-	no units
°C	degrees celsius
µS/cm	microsiemens per centimetre
mg/L	milligrams per litre
pH units	pH units

<: less than.

>: greater than.

Surrogate: An analyte that is similar in behavior to target analyte(s), but that does not occur naturally in environmental samples. For applicable tests, surrogates are added to samples prior to analysis as a check on recovery.

Test results reported relate only to the samples as received by the laboratory.

UNLESS OTHERWISE STATED on SRN or QCI Report, ALL SAMPLES WERE RECEIVED IN ACCEPTABLE CONDITION.

## Qualifiers

<i>Qualifier</i>	<i>Description</i>
RRV	Reported result verified by repeat analysis.
SP	Sample was preserved at the laboratory.



## Analytical Results

Sub-Matrix: Water (Matrix: Water)					Client sample ID	WLNG DS 1	WLNH US1	Duplicate	Field Blank	Trip Blank
Client sampling date / time					15-Jan-2024 11:30	15-Jan-2024 10:40	15-Jan-2024 11:10	15-Jan-2024 10:50	15-Jan-2024 00:00	
Analyte	CAS Number	Method/Lab	LOR	Unit	VA24A0794-001	VA24A0794-002	VA24A0794-003	VA24A0794-004	VA24A0794-005	
					Result	Result	Result	Result	Result	
<b>Field Tests</b>										
Conductivity, field	----	EF001/VA	0.10	µS/cm	25.000	10.000	----	----	----	
pH, field	----	EF001/VA	0.10	pH units	7.35	6.62	----	----	----	
Temperature, field	----	EF001/VA	0.10	°C	1.00	0.80	----	----	----	
<b>Physical Tests</b>										
Hardness (as CaCO3), dissolved	----	EC100/VA	0.60	mg/L	21.8	4.50	21.3	<0.60	----	
Hardness (as CaCO3), from total Ca/Mg	----	EC100A/VA	0.60	mg/L	23.1	4.68	22.8	<0.60	<0.60	
Solids, total dissolved [TDS]	----	E162/VA	10	mg/L	28	17	30	<10	<10	
Solids, total suspended [TSS]	----	E160/VA	3.0	mg/L	<3.0	<3.0	<3.0	<3.0	<3.0	
Alkalinity, total (as CaCO3)	----	E290/VA	2.0	mg/L	20.0	3.7	20.0	<2.0	<2.0	
<b>Anions and Nutrients</b>										
Ammonia, total (as N)	7664-41-7	E298/VA	0.0050	mg/L	<0.0050	<0.0050	<0.0050	<0.0050	<0.0050	
Bromide	24959-67-9	E235.Br-L/VA	0.050	mg/L	<0.050	<0.050	<0.050	<0.050	<0.050	
Chloride	16887-00-6	E235.Cl/VA	0.50	mg/L	0.70	0.63	0.71	<0.50	<0.50	
Fluoride	16984-48-8	E235.F/VA	0.020	mg/L	<0.020	<0.020	0.020	<0.020	<0.020	
Kjeldahl nitrogen, total [TKN]	----	E318/VA	0.050	mg/L	<0.050	<0.050	<0.050	<0.050	<0.050	
Nitrate (as N)	14797-55-8	E235.NO3-LV A	0.0050	mg/L	0.0442	0.0124	0.0452	<0.0050	<0.0050	
Nitrite (as N)	14797-65-0	E235.NO2-LV A	0.0010	mg/L	<0.0010	<0.0010	<0.0010	<0.0010	<0.0010	
Nitrogen, total	7727-37-9	E366/VA	0.030	mg/L	0.080	0.041	0.077	<0.030	<0.030	
Phosphorus, total	7723-14-0	E372-U/VA	0.0020	mg/L	0.0051	0.0032	0.0053	<0.0020	<0.0020	
Sulfate (as SO4)	14808-79-8	E235.SO4/VA	0.30	mg/L	2.92	1.63	2.88	<0.30	<0.30	
<b>Organic / Inorganic Carbon</b>										
Carbon, dissolved organic [DOC]	----	E358-L/VA	0.50	mg/L	1.49	1.60	1.42	<0.50	----	
<b>Total Sulfides</b>										
Sulfide, total (as S)	18496-25-8	E395/VA	0.0015	mg/L	<0.0015	<0.0015	<0.0015	<0.0015	<0.0015	
Sulfide, un-ionized (as H2S), from total	7783-06-4	EC395/VA	0.0015	mg/L	<0.0015	<0.0015	----	----	----	
Sulfide, total (as H2S)	7783-06-4	E395/VA	0.0016	mg/L	<0.0016	<0.0016	<0.0016	<0.0016	<0.0016	
<b>Total Metals</b>										
Aluminum, total	7429-90-5	E420/VA	0.0030	mg/L	0.0700	0.0737	0.0715	<0.0030	<0.0030	



## Analytical Results

Sub-Matrix: Water (Matrix: Water)					Client sample ID	WLNG DS 1	WLNH US1	Duplicate	Field Blank	Trip Blank
Client sampling date / time					15-Jan-2024 11:30	15-Jan-2024 10:40	15-Jan-2024 11:10	15-Jan-2024 10:50	15-Jan-2024 00:00	
Analyte	CAS Number	Method/Lab	LOR	Unit	VA24A0794-001	VA24A0794-002	VA24A0794-003	VA24A0794-004	VA24A0794-005	
					Result	Result	Result	Result	Result	
<b>Total Metals</b>										
Antimony, total	7440-36-0	E420/VA	0.00010	mg/L	<0.00010	<0.00010	<0.00010	<0.00010	<0.00010	
Arsenic, total	7440-38-2	E420/VA	0.00010	mg/L	<0.00010	<0.00010	<0.00010	<0.00010	<0.00010	
Barium, total	7440-39-3	E420/VA	0.00010	mg/L	0.00450	0.00207	0.00460	<0.00010	<0.00010	
Beryllium, total	7440-41-7	E420/VA	0.000100	mg/L	<0.000100	<0.000100	<0.000100	<0.000100	<0.000100	
Bismuth, total	7440-69-9	E420/VA	0.000050	mg/L	<0.000050	<0.000050	<0.000050	<0.000050	<0.000050	
Boron, total	7440-42-8	E420/VA	0.010	mg/L	<0.010	<0.010	<0.010	<0.010	<0.010	
Cadmium, total	7440-43-9	E420/VA	0.0000050	mg/L	0.0000059	<0.0000050	0.0000070	<0.0000050	<0.0000050	
Calcium, total	7440-70-2	E420/VA	0.050	mg/L	8.36	1.59	8.23	<0.050	<0.050	
Cesium, total	7440-46-2	E420/VA	0.000010	mg/L	<0.000010	<0.000010	<0.000010	<0.000010	<0.000010	
Chromium, total	7440-47-3	E420/VA	0.00050	mg/L	<0.00050	<0.00050	<0.00050	<0.00050	<0.00050	
Cobalt, total	7440-48-4	E420/VA	0.00010	mg/L	<0.00010	<0.00010	<0.00010	<0.00010	<0.00010	
Copper, total	7440-50-8	E420/VA	0.00050	mg/L	<0.00050	<0.00050	<0.00050	<0.00050	<0.00050	
Iron, total	7439-89-6	E420/VA	0.010	mg/L	0.057	0.018	0.063	<0.010	<0.010	
Lead, total	7439-92-1	E420/VA	0.000050	mg/L	<0.000050	<0.000050	<0.000050	<0.000050	<0.000050	
Lithium, total	7439-93-2	E420/VA	0.0010	mg/L	<0.0010	<0.0010	<0.0010	<0.0010	<0.0010	
Magnesium, total	7439-95-4	E420/VA	0.0050	mg/L	0.537	0.173	0.542	<0.0050	<0.0050	
Manganese, total	7439-96-5	E420/VA	0.00010	mg/L	0.00506	0.00066	0.00509	<0.00010	<0.00010	
Mercury, total	7439-97-6	E508/VA	0.0000050	mg/L	<0.0000050	<0.0000050	<0.0000050	<0.0000050	<0.0000050	
Molybdenum, total	7439-98-7	E420/VA	0.000050	mg/L	0.000520	0.000292	0.000528	<0.000050	<0.000050	
Nickel, total	7440-02-0	E420/VA	0.00050	mg/L	<0.00050	<0.00050	<0.00050	<0.00050	<0.00050	
Phosphorus, total	7723-14-0	E420/VA	0.050	mg/L	<0.050	<0.050	<0.050	<0.050	<0.050	
Potassium, total	7440-09-7	E420/VA	0.050	mg/L	0.215	0.101	0.218	<0.050	<0.050	
Rubidium, total	7440-17-7	E420/VA	0.00020	mg/L	0.00033	<0.00020	0.00031	<0.00020	<0.00020	
Selenium, total	7782-49-2	E420/VA	0.000050	mg/L	<0.000050	<0.000050	<0.000050	<0.000050	<0.000050	
Silicon, total	7440-21-3	E420/VA	0.10	mg/L	3.58	3.54	3.67	<0.10	<0.10	
Silver, total	7440-22-4	E420/VA	0.000010	mg/L	<0.000010	<0.000010	<0.000010	<0.000010	<0.000010	
Sodium, total	7440-23-5	E420/VA	0.050	mg/L	1.37	1.13	1.35	<0.050	<0.050	
Strontium, total	7440-24-6	E420/VA	0.00020	mg/L	0.0247	0.00786	0.0241	<0.00020	<0.00020	
Sulfur, total	7704-34-9	E420/VA	0.50	mg/L	0.75	<0.50	0.69	<0.50	<0.50	
Tellurium, total	13494-80-9	E420/VA	0.00020	mg/L	<0.00020	<0.00020	<0.00020	<0.00020	<0.00020	





## Analytical Results

Sub-Matrix: Water (Matrix: Water)					Client sample ID	WLNG DS 1	WLNH US1	Duplicate	Field Blank	Trip Blank
Client sampling date / time					15-Jan-2024 11:30	15-Jan-2024 10:40	15-Jan-2024 11:10	15-Jan-2024 10:50	15-Jan-2024 00:00	
Analyte	CAS Number	Method/Lab	LOR	Unit	VA24A0794-001	VA24A0794-002	VA24A0794-003	VA24A0794-004	VA24A0794-005	
					Result	Result	Result	Result	Result	
<b>Total Metals</b>										
Thallium, total	7440-28-0	E420/VA	0.000010	mg/L	<0.000010	<0.000010	<0.000010	<0.000010	<0.000010	
Thorium, total	7440-29-1	E420/VA	0.00010	mg/L	<0.00010	<0.00010	<0.00010	<0.00010	<0.00010	
Tin, total	7440-31-5	E420/VA	0.00010	mg/L	<0.00010	<0.00010	<0.00010	<0.00010	<0.00010	
Titanium, total	7440-32-6	E420/VA	0.00030	mg/L	0.00094	0.00054	0.00084	<0.00030	<0.00030	
Tungsten, total	7440-33-7	E420/VA	0.00010	mg/L	<0.00010	<0.00010	<0.00010	<0.00010	<0.00010	
Uranium, total	7440-61-1	E420/VA	0.000010	mg/L	0.000107	0.000099	0.000108	<0.000010	<0.000010	
Vanadium, total	7440-62-2	E420/VA	0.00050	mg/L	<0.00050	<0.00050	<0.00050	<0.00050	<0.00050	
Zinc, total	7440-66-6	E420/VA	0.0030	mg/L	<0.0030	<0.0030	<0.0030	<0.0030	<0.0030	
Zirconium, total	7440-67-7	E420/VA	0.00020	mg/L	<0.00020	<0.00020	<0.00020	<0.00020	<0.00020	
<b>Dissolved Metals</b>										
Aluminum, dissolved	7429-90-5	E421/VA	0.0010	mg/L	0.0549	0.0668	0.0531	<0.0010	----	
Antimony, dissolved	7440-36-0	E421/VA	0.00010	mg/L	<0.00010	<0.00010	<0.00010	<0.00010	----	
Arsenic, dissolved	7440-38-2	E421/VA	0.00010	mg/L	<0.00010	<0.00010	<0.00010	<0.00010	----	
Barium, dissolved	7440-39-3	E421/VA	0.00010	mg/L	0.00440	0.00200	0.00431	<0.00010	----	
Beryllium, dissolved	7440-41-7	E421/VA	0.000100	mg/L	<0.000100	<0.000100	<0.000100	<0.000100	----	
Bismuth, dissolved	7440-69-9	E421/VA	0.000050	mg/L	<0.000050	<0.000050	<0.000050	<0.000050	----	
Boron, dissolved	7440-42-8	E421/VA	0.010	mg/L	<0.010	<0.010	<0.010	<0.010	----	
Cadmium, dissolved	7440-43-9	E421/VA	0.0000050	mg/L	0.0000055	<0.0000050	0.0000057	<0.0000050	----	
Calcium, dissolved	7440-70-2	E421/VA	0.050	mg/L	7.86	1.53	7.68	<0.050	----	
Cesium, dissolved	7440-46-2	E421/VA	0.000010	mg/L	<0.000010	<0.000010	<0.000010	<0.000010	----	
Chromium, dissolved	7440-47-3	E421/VA	0.00050	mg/L	<0.00050	<0.00050	<0.00050	<0.00050	----	
Cobalt, dissolved	7440-48-4	E421/VA	0.00010	mg/L	<0.00010	<0.00010	<0.00010	<0.00010	----	
Copper, dissolved	7440-50-8	E421/VA	0.00020	mg/L	0.00044	0.00046	0.00042	<0.00020	----	
Iron, dissolved	7439-89-6	E421/VA	0.010	mg/L	0.017	0.012	0.016	<0.010	----	
Lead, dissolved	7439-92-1	E421/VA	0.000050	mg/L	<0.000050	<0.000050	<0.000050	<0.000050	----	
Lithium, dissolved	7439-93-2	E421/VA	0.0010	mg/L	<0.0010	<0.0010	<0.0010	<0.0010	----	
Magnesium, dissolved	7439-95-4	E421/VA	0.0050	mg/L	0.529	0.165	0.516	<0.0050	----	
Manganese, dissolved	7439-96-5	E421/VA	0.00010	mg/L	0.00386	0.00041	0.00380	<0.00010	----	
Mercury, dissolved	7439-97-6	E509/VA	0.0000050	mg/L	<0.0000050	<0.0000050	<0.0000050	<0.0000050	----	
Molybdenum, dissolved	7439-98-7	E421/VA	0.000050	mg/L	0.000487	0.000277	0.000475	<0.000050	----	



## Analytical Results

Sub-Matrix: Water (Matrix: Water)					Client sample ID	WLNG DS 1	WLNH US1	Duplicate	Field Blank	Trip Blank
Client sampling date / time					15-Jan-2024 11:30	15-Jan-2024 10:40	15-Jan-2024 11:10	15-Jan-2024 10:50	15-Jan-2024 00:00	
Analyte	CAS Number	Method/Lab	LOR	Unit	VA24A0794-001	VA24A0794-002	VA24A0794-003	VA24A0794-004	VA24A0794-005	
					Result	Result	Result	Result	Result	
<b>Dissolved Metals</b>										
Nickel, dissolved	7440-02-0	E421/VA	0.00050	mg/L	<0.00050	<0.00050	<0.00050	<0.00050	----	
Phosphorus, dissolved	7723-14-0	E421/VA	0.050	mg/L	<0.050	<0.050	<0.050	<0.050	----	
Potassium, dissolved	7440-09-7	E421/VA	0.050	mg/L	0.223	0.111	0.214	<0.050	----	
Rubidium, dissolved	7440-17-7	E421/VA	0.00020	mg/L	0.00030	<0.00020	0.00032	<0.00020	----	
Selenium, dissolved	7782-49-2	E421/VA	0.000050	mg/L	<0.000050	<0.000050	<0.000050	<0.000050	----	
Silicon, dissolved	7440-21-3	E421/VA	0.050	mg/L	3.82	3.69	3.80	<0.050	----	
Silver, dissolved	7440-22-4	E421/VA	0.000010	mg/L	<0.000010	<0.000010	<0.000010	<0.000010	----	
Sodium, dissolved	7440-23-5	E421/VA	0.050	mg/L	1.33	1.09	1.30	<0.050	----	
Strontium, dissolved	7440-24-6	E421/VA	0.00020	mg/L	0.0250	0.00847	0.0247	<0.00020	----	
Sulfur, dissolved	7704-34-9	E421/VA	0.50	mg/L	0.92	<0.50	0.88	<0.50	----	
Tellurium, dissolved	13494-80-9	E421/VA	0.00020	mg/L	<0.00020	<0.00020	<0.00020	<0.00020	----	
Thallium, dissolved	7440-28-0	E421/VA	0.000010	mg/L	<0.000010	<0.000010	<0.000010	<0.000010	----	
Thorium, dissolved	7440-29-1	E421/VA	0.00010	mg/L	<0.00010	<0.00010	<0.00010	<0.00010	----	
Tin, dissolved	7440-31-5	E421/VA	0.00010	mg/L	<0.00010	<0.00010	<0.00010	<0.00010	----	
Titanium, dissolved	7440-32-6	E421/VA	0.00030	mg/L	<0.00030	<0.00030	<0.00030	<0.00030	----	
Tungsten, dissolved	7440-33-7	E421/VA	0.00010	mg/L	<0.00010	<0.00010	<0.00010	<0.00010	----	
Uranium, dissolved	7440-61-1	E421/VA	0.000010	mg/L	0.000112	0.000102	0.000112	<0.000010	----	
Vanadium, dissolved	7440-62-2	E421/VA	0.00050	mg/L	<0.00050	<0.00050	<0.00050	<0.00050	----	
Zinc, dissolved	7440-66-6	E421/VA	0.0010	mg/L	0.0019	0.0013	0.0018	<0.0010	----	
Zirconium, dissolved	7440-67-7	E421/VA	0.00020	mg/L	<0.00020	<0.00020	<0.00020	<0.00020	----	
Dissolved mercury filtration location	----	EP509/VA	-	-	Field	Field	Field	Field	----	
Dissolved metals filtration location	----	EP421/VA	-	-	Field	Field	Field	Field	----	
<b>Speciated Metals</b>										
Chromium, hexavalent [Cr VI], dissolved	18540-29-9	E532A/VA	0.00050	mg/L	<0.00050	<0.00050	<0.00050	<0.00050	----	
Chromium, hexavalent [Cr VI], total	18540-29-9	E532/VA	0.00050	mg/L	<0.00050	<0.00050	<0.00050	<0.00050	0.00097 <sup>RRV</sup>	
Chromium, trivalent [Cr III], dissolved	16065-83-1	EC535A/VA	0.00050	mg/L	<0.00050	<0.00050	<0.00050	<0.00050	----	
Chromium, trivalent [Cr III], total	16065-83-1	EC535/VA	0.00050	mg/L	<0.00050	<0.00050	<0.00050	<0.00050	<0.00050	
<b>Aggregate Organics</b>										
Chemical oxygen demand [COD]	----	E559-L/VA	10	mg/L	<10	<10	<10	<10	<10	
Phenols, total (4AAP)	----	E562/EO	0.0010	mg/L	<0.0010	<0.0010	<0.0010	<0.0010 <sup>SP</sup>	<0.0010 <sup>SP</sup>	



Please refer to the General Comments section for an explanation of any result qualifiers detected.

Please refer to the Accreditation section for an explanation of analyte accreditations.

## QUALITY CONTROL INTERPRETIVE REPORT

<p><b>Work Order</b> : <b>VA24A0794</b></p> <p><b>Client</b> : <b>Triton Environmental Consultants Ltd.</b></p> <p><b>Contact</b> : <b>Miranda Lewis</b></p> <p><b>Address</b> : [Redacted]</p> <p><b>Telephone</b> : [Redacted]</p> <p><b>Project</b> : 11304</p> <p><b>PO</b> : ----</p> <p><b>C-O-C number</b> : ----</p> <p><b>Sampler</b> : Aegean Chan</p> <p><b>Site</b> : Water Analysis</p> <p><b>Quote number</b> : VA23-TRIT100-012</p> <p><b>No. of samples received</b> : 5</p> <p><b>No. of samples analysed</b> : 5</p>	<p><b>Page</b> : 1 of 22</p> <p><b>Laboratory</b> : ALS Environmental - Vancouver</p> <p><b>Account Manager</b> : [Redacted]</p> <p><b>Address</b> : [Redacted]</p> <p><b>Telephone</b> : [Redacted]</p> <p><b>Date Samples Received</b> : 15-Jan-2024 16:55</p> <p><b>Issue Date</b> : 23-Jan-2024 17:00</p>
--	---

This report is automatically generated by the ALS LIMS (Laboratory Information Management System) through evaluation of Quality Control (QC) results and other QA parameters associated with this submission, and is intended to facilitate rapid data validation by auditors or reviewers. The report highlights any exceptions and outliers to ALS Data Quality Objectives, provides holding time details and exceptions, summarizes QC sample frequencies, and lists applicable methodology references and summaries.

**Key**

- Anonymous: Refers to samples which are not part of this work order, but which formed part of the QC process lot.
- CAS Number: Chemical Abstracts Service number is a unique identifier assigned to discrete substances.
- DQO: Data Quality Objective.
- LOR: Limit of Reporting (detection limit).
- RPD: Relative Percent Difference.

### Workorder Comments

Holding times are displayed as "----" if no guidance exists from CCME, Canadian provinces, or broadly recognized international references.

### Summary of Outliers

#### Outliers : Quality Control Samples

- No Method Blank value outliers occur.
- No Duplicate outliers occur.
- No Laboratory Control Sample (LCS) outliers occur
- No Matrix Spike outliers occur.
- No Test sample Surrogate recovery outliers exist.

#### Outliers: Reference Material (RM) Samples

- No Reference Material (RM) Sample outliers occur.

***Outliers : Analysis Holding Time Compliance (Breaches)***

- Analysis Holding Time Outliers exist - please see following pages for full details.

***Outliers : Frequency of Quality Control Samples***

- No Quality Control Sample Frequency Outliers occur.



## Analysis Holding Time Compliance

This report summarizes extraction / preparation and analysis times and compares each with ALS recommended holding times, which are selected to meet known provincial and /or federal requirements. In the absence of regulatory hold times, ALS establishes recommendations based on guidelines published by organizations such as CCME, US EPA, APHA Standard Methods, ASTM, or Environment Canada (where available). Dates and holding times reported below represent the first dates of extraction or analysis. If subsequent tests or dilutions exceeded holding times, qualifiers are added (refer to COA).

If samples are identified below as having been analyzed or extracted outside of recommended holding times, measurement uncertainties may be increased, and this should be taken into consideration when interpreting results.

Where actual sampling date is not provided on the chain of custody, the date of receipt with time at 00:00 is used for calculation purposes.

Where only the sample date without time is provided on the chain of custody, the sampling date at 00:00 is used for calculation purposes.

Matrix: **Water** Evaluation: \* = Holding time exceedance ; ✓ = Within Holding Time

Analyte Group : Analytical Method Container / Client Sample ID(s)	Method	Sampling Date	Extraction / Preparation				Analysis			
			Preparation Date	Holding Times Rec Actual		Eval	Analysis Date	Holding Times Rec Actual		Eval
<b>Aggregate Organics : Chemical Oxygen Demand by Colourimetry (Low Level)</b>										
Amber glass total (sulfuric acid) Duplicate	E559-L	15-Jan-2024	----	----	----		19-Jan-2024	28 days	4 days	✓
<b>Aggregate Organics : Chemical Oxygen Demand by Colourimetry (Low Level)</b>										
Amber glass total (sulfuric acid) Field Blank	E559-L	15-Jan-2024	----	----	----		19-Jan-2024	28 days	4 days	✓
<b>Aggregate Organics : Chemical Oxygen Demand by Colourimetry (Low Level)</b>										
Amber glass total (sulfuric acid) WLNG DS 1	E559-L	15-Jan-2024	----	----	----		19-Jan-2024	28 days	4 days	✓
<b>Aggregate Organics : Chemical Oxygen Demand by Colourimetry (Low Level)</b>										
Amber glass total (sulfuric acid) WLNH US1	E559-L	15-Jan-2024	----	----	----		19-Jan-2024	28 days	4 days	✓
<b>Aggregate Organics : Chemical Oxygen Demand by Colourimetry (Low Level)</b>										
HDPE Trip Blank	E559-L	15-Jan-2024	----	----	----		19-Jan-2024	3 days	4 days	* EHT
<b>Aggregate Organics : Phenols (4AAP) in Water by Colorimetry</b>										
Amber glass total (sulfuric acid) Duplicate	E562	15-Jan-2024	17-Jan-2024	28 days	2 days	✓	17-Jan-2024	28 days	2 days	✓
<b>Aggregate Organics : Phenols (4AAP) in Water by Colorimetry</b>										
Amber glass total (sulfuric acid) Field Blank	E562	15-Jan-2024	17-Jan-2024	28 days	2 days	✓	17-Jan-2024	28 days	2 days	✓



Matrix: **Water** Evaluation: \* = Holding time exceedance ; ✓ = Within Holding Time

Analyte Group : Analytical Method Container / Client Sample ID(s)	Method	Sampling Date	Extraction / Preparation				Analysis				
			Preparation Date	Holding Times		Eval	Analysis Date	Holding Times		Eval	
				Rec	Actual			Rec	Actual		
<b>Aggregate Organics : Phenols (4AAP) in Water by Colorimetry</b>											
<b>Amber glass total (sulfuric acid)</b> WLNG DS 1	E562	15-Jan-2024	17-Jan-2024	28 days	2 days	✓	17-Jan-2024	28 days	2 days	✓	
<b>Aggregate Organics : Phenols (4AAP) in Water by Colorimetry</b>											
<b>Amber glass total (sulfuric acid)</b> WLNH US1	E562	15-Jan-2024	17-Jan-2024	28 days	2 days	✓	17-Jan-2024	28 days	2 days	✓	
<b>Aggregate Organics : Phenols (4AAP) in Water by Colorimetry</b>											
<b>Amber glass total (lab preserved)</b> Trip Blank	E562	15-Jan-2024	17-Jan-2024	28 days	3 days	✓	17-Jan-2024	28 days	3 days	✓	
<b>Anions and Nutrients : Ammonia by Fluorescence</b>											
<b>Amber glass total (sulfuric acid)</b> Duplicate	E298	15-Jan-2024	16-Jan-2024	28 days	1 days	✓	17-Jan-2024	28 days	2 days	✓	
<b>Anions and Nutrients : Ammonia by Fluorescence</b>											
<b>Amber glass total (sulfuric acid)</b> Field Blank	E298	15-Jan-2024	16-Jan-2024	28 days	1 days	✓	17-Jan-2024	28 days	2 days	✓	
<b>Anions and Nutrients : Ammonia by Fluorescence</b>											
<b>Amber glass total (sulfuric acid)</b> WLNG DS 1	E298	15-Jan-2024	16-Jan-2024	28 days	1 days	✓	17-Jan-2024	28 days	2 days	✓	
<b>Anions and Nutrients : Ammonia by Fluorescence</b>											
<b>Amber glass total (sulfuric acid)</b> WLNH US1	E298	15-Jan-2024	16-Jan-2024	28 days	1 days	✓	17-Jan-2024	28 days	2 days	✓	
<b>Anions and Nutrients : Ammonia by Fluorescence</b>											
<b>Amber glass total (lab preserved)</b> Trip Blank	E298	15-Jan-2024	16-Jan-2024	3 days	2 days	✓	17-Jan-2024	28 days	1 days	✓	
<b>Anions and Nutrients : Bromide in Water by IC (Low Level)</b>											
<b>HDPE</b> Duplicate	E235.Br-L	15-Jan-2024	16-Jan-2024	28 days	1 days	✓	16-Jan-2024	28 days	1 days	✓	



Matrix: **Water** Evaluation: \* = Holding time exceedance ; ✓ = Within Holding Time

Analyte Group : Analytical Method Container / Client Sample ID(s)	Method	Sampling Date	Extraction / Preparation				Analysis			
			Preparation Date	Holding Times		Eval	Analysis Date	Holding Times		Eval
				Rec	Actual			Rec	Actual	
<b>Anions and Nutrients : Bromide in Water by IC (Low Level)</b>										
HDPE Field Blank	E235.Br-L	15-Jan-2024	16-Jan-2024	28 days	1 days	✓	16-Jan-2024	28 days	1 days	✓
<b>Anions and Nutrients : Bromide in Water by IC (Low Level)</b>										
HDPE Trip Blank	E235.Br-L	15-Jan-2024	16-Jan-2024	28 days	1 days	✓	16-Jan-2024	28 days	1 days	✓
<b>Anions and Nutrients : Bromide in Water by IC (Low Level)</b>										
HDPE WLNG DS 1	E235.Br-L	15-Jan-2024	16-Jan-2024	28 days	1 days	✓	16-Jan-2024	28 days	1 days	✓
<b>Anions and Nutrients : Bromide in Water by IC (Low Level)</b>										
HDPE WLNH US1	E235.Br-L	15-Jan-2024	16-Jan-2024	28 days	1 days	✓	16-Jan-2024	28 days	1 days	✓
<b>Anions and Nutrients : Chloride in Water by IC</b>										
HDPE Duplicate	E235.Cl	15-Jan-2024	16-Jan-2024	28 days	1 days	✓	16-Jan-2024	28 days	1 days	✓
<b>Anions and Nutrients : Chloride in Water by IC</b>										
HDPE Field Blank	E235.Cl	15-Jan-2024	16-Jan-2024	28 days	1 days	✓	16-Jan-2024	28 days	1 days	✓
<b>Anions and Nutrients : Chloride in Water by IC</b>										
HDPE Trip Blank	E235.Cl	15-Jan-2024	16-Jan-2024	28 days	1 days	✓	16-Jan-2024	28 days	1 days	✓
<b>Anions and Nutrients : Chloride in Water by IC</b>										
HDPE WLNG DS 1	E235.Cl	15-Jan-2024	16-Jan-2024	28 days	1 days	✓	16-Jan-2024	28 days	1 days	✓
<b>Anions and Nutrients : Chloride in Water by IC</b>										
HDPE WLNH US1	E235.Cl	15-Jan-2024	16-Jan-2024	28 days	1 days	✓	16-Jan-2024	28 days	1 days	✓





Matrix: **Water** Evaluation: \* = Holding time exceedance ; ✓ = Within Holding Time

Analyte Group : Analytical Method Container / Client Sample ID(s)	Method	Sampling Date	Extraction / Preparation				Analysis			
			Preparation Date	Holding Times		Eval	Analysis Date	Holding Times		Eval
				Rec	Actual			Rec	Actual	
<b>Anions and Nutrients : Fluoride in Water by IC</b>										
HDPE Duplicate	E235.F	15-Jan-2024	16-Jan-2024	28 days	1 days	✓	16-Jan-2024	28 days	1 days	✓
<b>Anions and Nutrients : Fluoride in Water by IC</b>										
HDPE Field Blank	E235.F	15-Jan-2024	16-Jan-2024	28 days	1 days	✓	16-Jan-2024	28 days	1 days	✓
<b>Anions and Nutrients : Fluoride in Water by IC</b>										
HDPE Trip Blank	E235.F	15-Jan-2024	16-Jan-2024	28 days	1 days	✓	16-Jan-2024	28 days	1 days	✓
<b>Anions and Nutrients : Fluoride in Water by IC</b>										
HDPE WLNG DS 1	E235.F	15-Jan-2024	16-Jan-2024	28 days	1 days	✓	16-Jan-2024	28 days	1 days	✓
<b>Anions and Nutrients : Fluoride in Water by IC</b>										
HDPE WLNGH US1	E235.F	15-Jan-2024	16-Jan-2024	28 days	1 days	✓	16-Jan-2024	28 days	1 days	✓
<b>Anions and Nutrients : Nitrate in Water by IC (Low Level)</b>										
HDPE Duplicate	E235.NO3-L	15-Jan-2024	16-Jan-2024	3 days	1 days	✓	16-Jan-2024	3 days	1 days	✓
<b>Anions and Nutrients : Nitrate in Water by IC (Low Level)</b>										
HDPE Field Blank	E235.NO3-L	15-Jan-2024	16-Jan-2024	3 days	1 days	✓	16-Jan-2024	3 days	1 days	✓
<b>Anions and Nutrients : Nitrate in Water by IC (Low Level)</b>										
HDPE Trip Blank	E235.NO3-L	15-Jan-2024	16-Jan-2024	3 days	1 days	✓	16-Jan-2024	3 days	1 days	✓
<b>Anions and Nutrients : Nitrate in Water by IC (Low Level)</b>										
HDPE WLNG DS 1	E235.NO3-L	15-Jan-2024	16-Jan-2024	3 days	1 days	✓	16-Jan-2024	3 days	1 days	✓



Matrix: **Water** Evaluation: \* = Holding time exceedance ; ✓ = Within Holding Time

Analyte Group : Analytical Method Container / Client Sample ID(s)	Method	Sampling Date	Extraction / Preparation				Analysis				
			Preparation Date	Holding Times		Eval	Analysis Date	Holding Times		Eval	
				Rec	Actual			Rec	Actual		
<b>Anions and Nutrients : Nitrate in Water by IC (Low Level)</b>											
HDPE WLNH US1	E235.NO3-L	15-Jan-2024	16-Jan-2024	3 days	1 days	✓	16-Jan-2024	3 days	1 days	✓	
<b>Anions and Nutrients : Nitrite in Water by IC (Low Level)</b>											
HDPE Duplicate	E235.NO2-L	15-Jan-2024	16-Jan-2024	3 days	1 days	✓	16-Jan-2024	3 days	1 days	✓	
<b>Anions and Nutrients : Nitrite in Water by IC (Low Level)</b>											
HDPE Field Blank	E235.NO2-L	15-Jan-2024	16-Jan-2024	3 days	1 days	✓	16-Jan-2024	3 days	1 days	✓	
<b>Anions and Nutrients : Nitrite in Water by IC (Low Level)</b>											
HDPE Trip Blank	E235.NO2-L	15-Jan-2024	16-Jan-2024	3 days	1 days	✓	16-Jan-2024	3 days	1 days	✓	
<b>Anions and Nutrients : Nitrite in Water by IC (Low Level)</b>											
HDPE WLNH DS 1	E235.NO2-L	15-Jan-2024	16-Jan-2024	3 days	1 days	✓	16-Jan-2024	3 days	1 days	✓	
<b>Anions and Nutrients : Nitrite in Water by IC (Low Level)</b>											
HDPE WLNH US1	E235.NO2-L	15-Jan-2024	16-Jan-2024	3 days	1 days	✓	16-Jan-2024	3 days	1 days	✓	
<b>Anions and Nutrients : Sulfate in Water by IC</b>											
HDPE Duplicate	E235.SO4	15-Jan-2024	16-Jan-2024	28 days	1 days	✓	16-Jan-2024	28 days	1 days	✓	
<b>Anions and Nutrients : Sulfate in Water by IC</b>											
HDPE Field Blank	E235.SO4	15-Jan-2024	16-Jan-2024	28 days	1 days	✓	16-Jan-2024	28 days	1 days	✓	
<b>Anions and Nutrients : Sulfate in Water by IC</b>											
HDPE Trip Blank	E235.SO4	15-Jan-2024	16-Jan-2024	28 days	1 days	✓	16-Jan-2024	28 days	1 days	✓	



Matrix: **Water** Evaluation: \* = Holding time exceedance ; ✓ = Within Holding Time

Analyte Group : Analytical Method Container / Client Sample ID(s)	Method	Sampling Date	Extraction / Preparation				Analysis				
			Preparation Date	Holding Times		Eval	Analysis Date	Holding Times		Eval	
				Rec	Actual			Rec	Actual		
<b>Anions and Nutrients : Sulfate in Water by IC</b>											
HDPE WLNG DS 1	E235.SO4	15-Jan-2024	16-Jan-2024	28 days	1 days	✓	16-Jan-2024	28 days	1 days	✓	
<b>Anions and Nutrients : Sulfate in Water by IC</b>											
HDPE WLNH US1	E235.SO4	15-Jan-2024	16-Jan-2024	28 days	1 days	✓	16-Jan-2024	28 days	1 days	✓	
<b>Anions and Nutrients : Total Kjeldahl Nitrogen by Fluorescence (Low Level)</b>											
Amber glass total (sulfuric acid) Duplicate	E318	15-Jan-2024	16-Jan-2024	28 days	1 days	✓	17-Jan-2024	28 days	2 days	✓	
<b>Anions and Nutrients : Total Kjeldahl Nitrogen by Fluorescence (Low Level)</b>											
Amber glass total (sulfuric acid) Field Blank	E318	15-Jan-2024	16-Jan-2024	28 days	1 days	✓	17-Jan-2024	28 days	2 days	✓	
<b>Anions and Nutrients : Total Kjeldahl Nitrogen by Fluorescence (Low Level)</b>											
Amber glass total (sulfuric acid) WLNG DS 1	E318	15-Jan-2024	16-Jan-2024	28 days	1 days	✓	17-Jan-2024	28 days	2 days	✓	
<b>Anions and Nutrients : Total Kjeldahl Nitrogen by Fluorescence (Low Level)</b>											
Amber glass total (sulfuric acid) WLNH US1	E318	15-Jan-2024	16-Jan-2024	28 days	1 days	✓	17-Jan-2024	28 days	2 days	✓	
<b>Anions and Nutrients : Total Kjeldahl Nitrogen by Fluorescence (Low Level)</b>											
Amber glass total (lab preserved) Trip Blank	E318	15-Jan-2024	16-Jan-2024	3 days	2 days	✓	17-Jan-2024	28 days	1 days	✓	
<b>Anions and Nutrients : Total Nitrogen by Colourimetry</b>											
Amber glass total (sulfuric acid) Duplicate	E366	15-Jan-2024	16-Jan-2024	28 days	1 days	✓	17-Jan-2024	28 days	2 days	✓	
<b>Anions and Nutrients : Total Nitrogen by Colourimetry</b>											
Amber glass total (sulfuric acid) Field Blank	E366	15-Jan-2024	16-Jan-2024	28 days	1 days	✓	17-Jan-2024	28 days	2 days	✓	



Matrix: **Water** Evaluation: ✖ = Holding time exceedance ; ✔ = Within Holding Time

Analyte Group : Analytical Method Container / Client Sample ID(s)	Method	Sampling Date	Extraction / Preparation				Analysis			
			Preparation Date	Holding Times		Eval	Analysis Date	Holding Times		Eval
				Rec	Actual			Rec	Actual	
<b>Anions and Nutrients : Total Nitrogen by Colourimetry</b>										
<b>Amber glass total (sulfuric acid)</b> WLNQ DS 1	E366	15-Jan-2024	16-Jan-2024	28 days	1 days	✔	17-Jan-2024	28 days	2 days	✔
<b>Anions and Nutrients : Total Nitrogen by Colourimetry</b>										
<b>Amber glass total (sulfuric acid)</b> WLNQH US1	E366	15-Jan-2024	16-Jan-2024	28 days	1 days	✔	17-Jan-2024	28 days	2 days	✔
<b>Anions and Nutrients : Total Nitrogen by Colourimetry</b>										
<b>Amber glass total (lab preserved)</b> Trip Blank	E366	15-Jan-2024	16-Jan-2024	3 days	2 days	✔	17-Jan-2024	28 days	1 days	✔
<b>Anions and Nutrients : Total Phosphorus by Colourimetry (0.002 mg/L)</b>										
<b>Amber glass total (sulfuric acid)</b> Duplicate	E372-U	15-Jan-2024	16-Jan-2024	28 days	1 days	✔	17-Jan-2024	28 days	2 days	✔
<b>Anions and Nutrients : Total Phosphorus by Colourimetry (0.002 mg/L)</b>										
<b>Amber glass total (sulfuric acid)</b> Field Blank	E372-U	15-Jan-2024	16-Jan-2024	28 days	1 days	✔	17-Jan-2024	28 days	2 days	✔
<b>Anions and Nutrients : Total Phosphorus by Colourimetry (0.002 mg/L)</b>										
<b>Amber glass total (sulfuric acid)</b> WLNQ DS 1	E372-U	15-Jan-2024	16-Jan-2024	28 days	1 days	✔	17-Jan-2024	28 days	2 days	✔
<b>Anions and Nutrients : Total Phosphorus by Colourimetry (0.002 mg/L)</b>										
<b>Amber glass total (sulfuric acid)</b> WLNQH US1	E372-U	15-Jan-2024	16-Jan-2024	28 days	1 days	✔	17-Jan-2024	28 days	2 days	✔
<b>Anions and Nutrients : Total Phosphorus by Colourimetry (0.002 mg/L)</b>										
<b>Amber glass total (lab preserved)</b> Trip Blank	E372-U	15-Jan-2024	16-Jan-2024	3 days	2 days	✔	17-Jan-2024	28 days	1 days	✔
<b>Dissolved Metals : Dissolved Mercury in Water by CVAAS</b>										
<b>Glass vial - dissolved (lab preserved)</b> Duplicate	E509	15-Jan-2024	17-Jan-2024	28 days	2 days	✔	17-Jan-2024	28 days	0 days	✔



Matrix: **Water** Evaluation: \* = Holding time exceedance ; ✓ = Within Holding Time

Analyte Group : Analytical Method Container / Client Sample ID(s)	Method	Sampling Date	Extraction / Preparation				Analysis			
			Preparation Date	Holding Times		Eval	Analysis Date	Holding Times		Eval
				Rec	Actual			Rec	Actual	
<b>Dissolved Metals : Dissolved Mercury in Water by CVAAS</b>										
Glass vial - dissolved (lab preserved) Field Blank	E509	15-Jan-2024	17-Jan-2024	28 days	2 days	✓	17-Jan-2024	28 days	0 days	✓
<b>Dissolved Metals : Dissolved Mercury in Water by CVAAS</b>										
Glass vial - dissolved (lab preserved) WLNG DS 1	E509	15-Jan-2024	17-Jan-2024	28 days	2 days	✓	17-Jan-2024	28 days	0 days	✓
<b>Dissolved Metals : Dissolved Mercury in Water by CVAAS</b>										
Glass vial - dissolved (lab preserved) WLNH US1	E509	15-Jan-2024	17-Jan-2024	28 days	2 days	✓	17-Jan-2024	28 days	0 days	✓
<b>Dissolved Metals : Dissolved Metals in Water by CRC ICPMS</b>										
HDPE - dissolved (lab preserved) Duplicate	E421	15-Jan-2024	18-Jan-2024	180 days	3 days	✓	19-Jan-2024	180 days	4 days	✓
<b>Dissolved Metals : Dissolved Metals in Water by CRC ICPMS</b>										
HDPE - dissolved (lab preserved) Field Blank	E421	15-Jan-2024	18-Jan-2024	180 days	3 days	✓	19-Jan-2024	180 days	4 days	✓
<b>Dissolved Metals : Dissolved Metals in Water by CRC ICPMS</b>										
HDPE - dissolved (lab preserved) WLNG DS 1	E421	15-Jan-2024	18-Jan-2024	180 days	3 days	✓	19-Jan-2024	180 days	4 days	✓
<b>Dissolved Metals : Dissolved Metals in Water by CRC ICPMS</b>										
HDPE - dissolved (lab preserved) WLNH US1	E421	15-Jan-2024	18-Jan-2024	180 days	3 days	✓	19-Jan-2024	180 days	4 days	✓
<b>Field Tests : Field pH,EC,Salinity,Cl2,CIO2,ORP,DO, Turbidity,T,T-P,o-PO4,NH3,Chloramine</b>										
Glass vial - dissolved (lab preserved) WLNG DS 1	EF001	15-Jan-2024	----	----	----		16-Jan-2024	----	1 days	
<b>Field Tests : Field pH,EC,Salinity,Cl2,CIO2,ORP,DO, Turbidity,T,T-P,o-PO4,NH3,Chloramine</b>										
Glass vial - dissolved (lab preserved) WLNH US1	EF001	15-Jan-2024	----	----	----		16-Jan-2024	----	1 days	



Matrix: **Water** Evaluation: \* = Holding time exceedance ; ✓ = Within Holding Time

Analyte Group : Analytical Method Container / Client Sample ID(s)	Method	Sampling Date	Extraction / Preparation				Analysis			
			Preparation Date	Holding Times		Eval	Analysis Date	Holding Times		Eval
				Rec	Actual			Rec	Actual	
<b>Organic / Inorganic Carbon : Dissolved Organic Carbon by Combustion (Low Level)</b>										
<b>Amber glass dissolved (sulfuric acid)</b> Duplicate	E358-L	15-Jan-2024	16-Jan-2024	28 days	1 days	✓	16-Jan-2024	28 days	1 days	✓
<b>Organic / Inorganic Carbon : Dissolved Organic Carbon by Combustion (Low Level)</b>										
<b>Amber glass dissolved (sulfuric acid)</b> Field Blank	E358-L	15-Jan-2024	16-Jan-2024	28 days	1 days	✓	16-Jan-2024	28 days	1 days	✓
<b>Organic / Inorganic Carbon : Dissolved Organic Carbon by Combustion (Low Level)</b>										
<b>Amber glass dissolved (sulfuric acid)</b> WLNG DS 1	E358-L	15-Jan-2024	16-Jan-2024	28 days	1 days	✓	16-Jan-2024	28 days	1 days	✓
<b>Organic / Inorganic Carbon : Dissolved Organic Carbon by Combustion (Low Level)</b>										
<b>Amber glass dissolved (sulfuric acid)</b> WLNH US1	E358-L	15-Jan-2024	16-Jan-2024	28 days	1 days	✓	16-Jan-2024	28 days	1 days	✓
<b>Physical Tests : Alkalinity Species by Titration</b>										
<b>HDPE</b> Duplicate	E290	15-Jan-2024	16-Jan-2024	14 days	1 days	✓	16-Jan-2024	14 days	1 days	✓
<b>Physical Tests : Alkalinity Species by Titration</b>										
<b>HDPE</b> Field Blank	E290	15-Jan-2024	16-Jan-2024	14 days	1 days	✓	16-Jan-2024	14 days	1 days	✓
<b>Physical Tests : Alkalinity Species by Titration</b>										
<b>HDPE</b> Trip Blank	E290	15-Jan-2024	16-Jan-2024	14 days	1 days	✓	16-Jan-2024	14 days	1 days	✓
<b>Physical Tests : Alkalinity Species by Titration</b>										
<b>HDPE</b> WLNG DS 1	E290	15-Jan-2024	16-Jan-2024	14 days	1 days	✓	16-Jan-2024	14 days	1 days	✓
<b>Physical Tests : Alkalinity Species by Titration</b>										
<b>HDPE</b> WLNH US1	E290	15-Jan-2024	16-Jan-2024	14 days	1 days	✓	16-Jan-2024	14 days	1 days	✓



Matrix: **Water** Evaluation: \* = Holding time exceedance ; ✓ = Within Holding Time

Analyte Group : Analytical Method Container / Client Sample ID(s)	Method	Sampling Date	Extraction / Preparation				Analysis			
			Preparation Date	Holding Times		Eval	Analysis Date	Holding Times		Eval
				Rec	Actual			Rec	Actual	
<b>Physical Tests : TDS by Gravimetry</b>										
HDPE Duplicate	E162	15-Jan-2024	----	----	----		18-Jan-2024	7 days	3 days	✓
<b>Physical Tests : TDS by Gravimetry</b>										
HDPE Field Blank	E162	15-Jan-2024	----	----	----		18-Jan-2024	7 days	3 days	✓
<b>Physical Tests : TDS by Gravimetry</b>										
HDPE Trip Blank	E162	15-Jan-2024	----	----	----		18-Jan-2024	7 days	3 days	✓
<b>Physical Tests : TDS by Gravimetry</b>										
HDPE WLNG DS 1	E162	15-Jan-2024	----	----	----		18-Jan-2024	7 days	3 days	✓
<b>Physical Tests : TDS by Gravimetry</b>										
HDPE WLNGH US1	E162	15-Jan-2024	----	----	----		18-Jan-2024	7 days	3 days	✓
<b>Physical Tests : TSS by Gravimetry</b>										
HDPE Duplicate	E160	15-Jan-2024	----	----	----		18-Jan-2024	7 days	3 days	✓
<b>Physical Tests : TSS by Gravimetry</b>										
HDPE Field Blank	E160	15-Jan-2024	----	----	----		18-Jan-2024	7 days	3 days	✓
<b>Physical Tests : TSS by Gravimetry</b>										
HDPE Trip Blank	E160	15-Jan-2024	----	----	----		18-Jan-2024	7 days	3 days	✓
<b>Physical Tests : TSS by Gravimetry</b>										
HDPE WLNG DS 1	E160	15-Jan-2024	----	----	----		18-Jan-2024	7 days	3 days	✓



Matrix: **Water** Evaluation: \* = Holding time exceedance ; ✓ = Within Holding Time

Analyte Group : Analytical Method Container / Client Sample ID(s)	Method	Sampling Date	Extraction / Preparation				Analysis			
			Preparation Date	Holding Times		Eval	Analysis Date	Holding Times		Eval
				Rec	Actual			Rec	Actual	
<b>Physical Tests : TSS by Gravimetry</b>										
<b>HDPE</b> WLNH US1	E160	15-Jan-2024	----	----	----		18-Jan-2024	7 days	3 days	✓
<b>Speciated Metals : Dissolved Hexavalent Chromium (Cr VI) by IC</b>										
<b>UV-inhibited HDPE - dissolved (sodium hydroxide)</b> WLNH DS 1	E532A	15-Jan-2024	----	----	----		15-Jan-2024	28 days	0 days	✓
<b>Speciated Metals : Dissolved Hexavalent Chromium (Cr VI) by IC</b>										
<b>UV-inhibited HDPE - dissolved (sodium hydroxide)</b> Duplicate	E532A	15-Jan-2024	----	----	----		15-Jan-2024	28 days	1 days	✓
<b>Speciated Metals : Dissolved Hexavalent Chromium (Cr VI) by IC</b>										
<b>UV-inhibited HDPE - dissolved (sodium hydroxide)</b> Field Blank	E532A	15-Jan-2024	----	----	----		15-Jan-2024	28 days	1 days	✓
<b>Speciated Metals : Dissolved Hexavalent Chromium (Cr VI) by IC</b>										
<b>UV-inhibited HDPE - dissolved (sodium hydroxide)</b> WLNH US1	E532A	15-Jan-2024	----	----	----		15-Jan-2024	28 days	1 days	✓
<b>Speciated Metals : Total Hexavalent Chromium (Cr VI) by IC</b>										
<b>UV-inhibited HDPE - total (sodium hydroxide)</b> WLNH DS 1	E532	15-Jan-2024	----	----	----		15-Jan-2024	28 days	0 days	✓
<b>Speciated Metals : Total Hexavalent Chromium (Cr VI) by IC</b>										
<b>UV-inhibited HDPE - total (sodium hydroxide)</b> Duplicate	E532	15-Jan-2024	----	----	----		15-Jan-2024	28 days	1 days	✓
<b>Speciated Metals : Total Hexavalent Chromium (Cr VI) by IC</b>										
<b>UV-inhibited HDPE - total (sodium hydroxide)</b> Field Blank	E532	15-Jan-2024	----	----	----		15-Jan-2024	28 days	1 days	✓
<b>Speciated Metals : Total Hexavalent Chromium (Cr VI) by IC</b>										
<b>UV-inhibited HDPE - total (sodium hydroxide)</b> Trip Blank	E532	15-Jan-2024	----	----	----		15-Jan-2024	28 days	1 days	✓





Matrix: **Water** Evaluation: \* = Holding time exceedance ; ✓ = Within Holding Time

Analyte Group : Analytical Method Container / Client Sample ID(s)	Method	Sampling Date	Extraction / Preparation				Analysis			
			Preparation Date	Holding Times		Eval	Analysis Date	Holding Times		Eval
				Rec	Actual			Rec	Actual	
<b>Speciated Metals : Total Hexavalent Chromium (Cr VI) by IC</b>										
<b>UV-inhibited HDPE - total (sodium hydroxide)</b> WLNGH US1	E532	15-Jan-2024	----	----	----		15-Jan-2024	28 days	1 days	✓
<b>Total Metals : Total Mercury in Water by CVAAS</b>										
<b>Glass vial - total (lab preserved)</b> Duplicate	E508	15-Jan-2024	17-Jan-2024	28 days	2 days	✓	17-Jan-2024	28 days	0 days	✓
<b>Total Metals : Total Mercury in Water by CVAAS</b>										
<b>Glass vial - total (lab preserved)</b> Field Blank	E508	15-Jan-2024	17-Jan-2024	28 days	2 days	✓	17-Jan-2024	28 days	0 days	✓
<b>Total Metals : Total Mercury in Water by CVAAS</b>										
<b>Glass vial - total (lab preserved)</b> Trip Blank	E508	15-Jan-2024	17-Jan-2024	28 days	2 days	✓	17-Jan-2024	28 days	0 days	✓
<b>Total Metals : Total Mercury in Water by CVAAS</b>										
<b>Glass vial - total (lab preserved)</b> WLNG DS 1	E508	15-Jan-2024	17-Jan-2024	28 days	2 days	✓	17-Jan-2024	28 days	0 days	✓
<b>Total Metals : Total Mercury in Water by CVAAS</b>										
<b>Glass vial - total (lab preserved)</b> WLNGH US1	E508	15-Jan-2024	17-Jan-2024	28 days	2 days	✓	17-Jan-2024	28 days	0 days	✓
<b>Total Metals : Total Metals in Water by CRC ICPMS</b>										
<b>HDPE - total (lab preserved)</b> Duplicate	E420	15-Jan-2024	16-Jan-2024	180 days	1 days	✓	16-Jan-2024	180 days	1 days	✓
<b>Total Metals : Total Metals in Water by CRC ICPMS</b>										
<b>HDPE - total (lab preserved)</b> Field Blank	E420	15-Jan-2024	16-Jan-2024	180 days	1 days	✓	16-Jan-2024	180 days	1 days	✓
<b>Total Metals : Total Metals in Water by CRC ICPMS</b>										
<b>HDPE - total (lab preserved)</b> WLNG DS 1	E420	15-Jan-2024	16-Jan-2024	180 days	1 days	✓	16-Jan-2024	180 days	1 days	✓



Matrix: **Water** Evaluation: ✖ = Holding time exceedance ; ✔ = Within Holding Time

Analyte Group : Analytical Method Container / Client Sample ID(s)	Method	Sampling Date	Extraction / Preparation				Analysis				
			Preparation Date	Holding Times		Eval	Analysis Date	Holding Times		Eval	
				Rec	Actual			Rec	Actual		
<b>Total Metals : Total Metals in Water by CRC ICPMS</b>											
HDPE - total (lab preserved) WLNH US1	E420	15-Jan-2024	16-Jan-2024	180 days	1 days	✔	16-Jan-2024	180 days	1 days	✔	
<b>Total Metals : Total Metals in Water by CRC ICPMS</b>											
HDPE - total (lab preserved) Trip Blank	E420	15-Jan-2024	16-Jan-2024	180 days	2 days	✔	16-Jan-2024	180 days	2 days	✔	
<b>Total Sulfides : Total Sulfide by Colourimetry (Automated Flow)</b>											
HDPE total (zinc acetate+sodium hydroxide) Duplicate	E395	15-Jan-2024	----	----	----		16-Jan-2024	7 days	1 days	✔	
<b>Total Sulfides : Total Sulfide by Colourimetry (Automated Flow)</b>											
HDPE total (zinc acetate+sodium hydroxide) Field Blank	E395	15-Jan-2024	----	----	----		16-Jan-2024	7 days	1 days	✔	
<b>Total Sulfides : Total Sulfide by Colourimetry (Automated Flow)</b>											
HDPE total (zinc acetate+sodium hydroxide) WLNH DS 1	E395	15-Jan-2024	----	----	----		16-Jan-2024	7 days	1 days	✔	
<b>Total Sulfides : Total Sulfide by Colourimetry (Automated Flow)</b>											
HDPE total (zinc acetate+sodium hydroxide) WLNH US1	E395	15-Jan-2024	----	----	----		16-Jan-2024	7 days	1 days	✔	
<b>Total Sulfides : Total Sulfide by Colourimetry (Automated Flow)</b>											
HDPE total (zinc acetate+sodium hydroxide) Trip Blank	E395	15-Jan-2024	----	----	----		16-Jan-2024	7 days	2 days	✔	

**Legend & Qualifier Definitions**

Rec. HT: ALS recommended hold time (see units).



## Quality Control Parameter Frequency Compliance

The following report summarizes the frequency of laboratory QC samples analyzed within the analytical batches (QC lots) in which the submitted samples were processed. The actual frequency should be greater than or equal to the expected frequency.

Matrix: **Water** Evaluation: ✖ = QC frequency outside specification; ✔ = QC frequency within specification.

Quality Control Sample Type	Method	QC Lot #	Count		Frequency (%)		
			QC	Regular	Actual	Expected	Evaluation
<b>Analytical Methods</b>							
<b>Laboratory Duplicates (DUP)</b>							
Alkalinity Species by Titration	E290	1303324	1	16	6.2	5.0	✔
Ammonia by Fluorescence	E298	1303859	1	17	5.8	5.0	✔
Bromide in Water by IC (Low Level)	E235.Br-L	1303327	1	16	6.2	5.0	✔
Chemical Oxygen Demand by Colourimetry (Low Level)	E559-L	1307013	2	36	5.5	5.0	✔
Chloride in Water by IC	E235.Cl	1303326	1	16	6.2	5.0	✔
Dissolved Hexavalent Chromium (Cr VI) by IC	E532A	1303341	1	4	25.0	5.0	✔
Dissolved Mercury in Water by CVAAS	E509	1304358	1	19	5.2	5.0	✔
Dissolved Metals in Water by CRC ICPMS	E421	1304286	1	20	5.0	5.0	✔
Dissolved Organic Carbon by Combustion (Low Level)	E358-L	1303854	1	9	11.1	5.0	✔
Fluoride in Water by IC	E235.F	1303325	1	16	6.2	5.0	✔
Nitrate in Water by IC (Low Level)	E235.NO3-L	1303328	1	15	6.6	5.0	✔
Nitrite in Water by IC (Low Level)	E235.NO2-L	1303329	1	15	6.6	5.0	✔
Phenols (4AAP) in Water by Colorimetry	E562	1304976	1	20	5.0	5.0	✔
Sulfate in Water by IC	E235.SO4	1303330	1	16	6.2	5.0	✔
TDS by Gravimetry	E162	1305271	1	15	6.6	5.0	✔
Total Hexavalent Chromium (Cr VI) by IC	E532	1303342	1	5	20.0	5.0	✔
Total Kjeldahl Nitrogen by Fluorescence (Low Level)	E318	1303853	1	15	6.6	5.0	✔
Total Mercury in Water by CVAAS	E508	1304352	1	18	5.5	5.0	✔
Total Metals in Water by CRC ICPMS	E420	1303952	1	10	10.0	5.0	✔
Total Nitrogen by Colourimetry	E366	1303856	1	15	6.6	5.0	✔
Total Phosphorus by Colourimetry (0.002 mg/L)	E372-U	1303857	1	15	6.6	5.0	✔
Total Sulfide by Colourimetry (Automated Flow)	E395	1304223	1	17	5.8	5.0	✔
TSS by Gravimetry	E160	1305262	1	15	6.6	5.0	✔
<b>Laboratory Control Samples (LCS)</b>							
Alkalinity Species by Titration	E290	1303324	1	16	6.2	5.0	✔
Ammonia by Fluorescence	E298	1303859	1	17	5.8	5.0	✔
Bromide in Water by IC (Low Level)	E235.Br-L	1303327	1	16	6.2	5.0	✔
Chemical Oxygen Demand by Colourimetry (Low Level)	E559-L	1307013	2	36	5.5	5.0	✔
Chloride in Water by IC	E235.Cl	1303326	1	16	6.2	5.0	✔
Dissolved Hexavalent Chromium (Cr VI) by IC	E532A	1303341	1	4	25.0	5.0	✔
Dissolved Mercury in Water by CVAAS	E509	1304358	1	19	5.2	5.0	✔
Dissolved Metals in Water by CRC ICPMS	E421	1304286	1	20	5.0	5.0	✔
Dissolved Organic Carbon by Combustion (Low Level)	E358-L	1303854	1	9	11.1	5.0	✔
Fluoride in Water by IC	E235.F	1303325	1	16	6.2	5.0	✔
Nitrate in Water by IC (Low Level)	E235.NO3-L	1303328	1	15	6.6	5.0	✔
Nitrite in Water by IC (Low Level)	E235.NO2-L	1303329	1	15	6.6	5.0	✔



Matrix: **Water**

Evaluation: ✖ = QC frequency outside specification; ✔ = QC frequency within specification.

Quality Control Sample Type	Method	QC Lot #	Count		Frequency (%)		
			QC	Regular	Actual	Expected	Evaluation
<b>Analytical Methods</b>							
<b>Laboratory Control Samples (LCS) - Continued</b>							
Phenols (4AAP) in Water by Colorimetry	E562	1304976	1	20	5.0	5.0	✔
Sulfate in Water by IC	E235.SO4	1303330	1	16	6.2	5.0	✔
TDS by Gravimetry	E162	1305271	1	15	6.6	5.0	✔
Total Hexavalent Chromium (Cr VI) by IC	E532	1303342	1	5	20.0	5.0	✔
Total Kjeldahl Nitrogen by Fluorescence (Low Level)	E318	1303853	1	15	6.6	5.0	✔
Total Mercury in Water by CVAAS	E508	1304352	1	18	5.5	5.0	✔
Total Metals in Water by CRC ICPMS	E420	1303952	1	10	10.0	5.0	✔
Total Nitrogen by Colourimetry	E366	1303856	1	15	6.6	5.0	✔
Total Phosphorus by Colourimetry (0.002 mg/L)	E372-U	1303857	1	15	6.6	5.0	✔
Total Sulfide by Colourimetry (Automated Flow)	E395	1304223	1	17	5.8	5.0	✔
TSS by Gravimetry	E160	1305262	1	15	6.6	5.0	✔
<b>Method Blanks (MB)</b>							
Alkalinity Species by Titration	E290	1303324	1	16	6.2	5.0	✔
Ammonia by Fluorescence	E298	1303859	1	17	5.8	5.0	✔
Bromide in Water by IC (Low Level)	E235.Br-L	1303327	1	16	6.2	5.0	✔
Chemical Oxygen Demand by Colourimetry (Low Level)	E559-L	1307013	2	36	5.5	5.0	✔
Chloride in Water by IC	E235.Cl	1303326	1	16	6.2	5.0	✔
Dissolved Hexavalent Chromium (Cr VI) by IC	E532A	1303341	1	4	25.0	5.0	✔
Dissolved Mercury in Water by CVAAS	E509	1304358	1	19	5.2	5.0	✔
Dissolved Metals in Water by CRC ICPMS	E421	1304286	1	20	5.0	5.0	✔
Dissolved Organic Carbon by Combustion (Low Level)	E358-L	1303854	1	9	11.1	5.0	✔
Fluoride in Water by IC	E235.F	1303325	1	16	6.2	5.0	✔
Nitrate in Water by IC (Low Level)	E235.NO3-L	1303328	1	15	6.6	5.0	✔
Nitrite in Water by IC (Low Level)	E235.NO2-L	1303329	1	15	6.6	5.0	✔
Phenols (4AAP) in Water by Colorimetry	E562	1304976	1	20	5.0	5.0	✔
Sulfate in Water by IC	E235.SO4	1303330	1	16	6.2	5.0	✔
TDS by Gravimetry	E162	1305271	1	15	6.6	5.0	✔
Total Hexavalent Chromium (Cr VI) by IC	E532	1303342	1	5	20.0	5.0	✔
Total Kjeldahl Nitrogen by Fluorescence (Low Level)	E318	1303853	1	15	6.6	5.0	✔
Total Mercury in Water by CVAAS	E508	1304352	1	18	5.5	5.0	✔
Total Metals in Water by CRC ICPMS	E420	1303952	1	10	10.0	5.0	✔
Total Nitrogen by Colourimetry	E366	1303856	1	15	6.6	5.0	✔
Total Phosphorus by Colourimetry (0.002 mg/L)	E372-U	1303857	1	15	6.6	5.0	✔
Total Sulfide by Colourimetry (Automated Flow)	E395	1304223	1	17	5.8	5.0	✔
TSS by Gravimetry	E160	1305262	1	15	6.6	5.0	✔
<b>Matrix Spikes (MS)</b>							
Ammonia by Fluorescence	E298	1303859	1	17	5.8	5.0	✔
Bromide in Water by IC (Low Level)	E235.Br-L	1303327	1	16	6.2	5.0	✔
Chemical Oxygen Demand by Colourimetry (Low Level)	E559-L	1307013	2	36	5.5	5.0	✔



Matrix: **Water** Evaluation: ✖ = QC frequency outside specification; ✔ = QC frequency within specification.

Quality Control Sample Type	Method	QC Lot #	Count		Frequency (%)		
			QC	Regular	Actual	Expected	Evaluation
<i>Analytical Methods</i>							
<b>Matrix Spikes (MS) - Continued</b>							
Chloride in Water by IC	E235.Cl	1303326	1	16	6.2	5.0	✔
Dissolved Hexavalent Chromium (Cr VI) by IC	E532A	1303341	1	4	25.0	5.0	✔
Dissolved Mercury in Water by CVAAS	E509	1304358	1	19	5.2	5.0	✔
Dissolved Metals in Water by CRC ICPMS	E421	1304286	1	20	5.0	5.0	✔
Dissolved Organic Carbon by Combustion (Low Level)	E358-L	1303854	1	9	11.1	5.0	✔
Fluoride in Water by IC	E235.F	1303325	1	16	6.2	5.0	✔
Nitrate in Water by IC (Low Level)	E235.NO3-L	1303328	1	15	6.6	5.0	✔
Nitrite in Water by IC (Low Level)	E235.NO2-L	1303329	1	15	6.6	5.0	✔
Phenols (4AAP) in Water by Colorimetry	E562	1304976	1	20	5.0	5.0	✔
Sulfate in Water by IC	E235.SO4	1303330	1	16	6.2	5.0	✔
Total Hexavalent Chromium (Cr VI) by IC	E532	1303342	1	5	20.0	5.0	✔
Total Kjeldahl Nitrogen by Fluorescence (Low Level)	E318	1303853	1	15	6.6	5.0	✔
Total Mercury in Water by CVAAS	E508	1304352	1	18	5.5	5.0	✔
Total Metals in Water by CRC ICPMS	E420	1303952	1	10	10.0	5.0	✔
Total Nitrogen by Colourimetry	E366	1303856	1	15	6.6	5.0	✔
Total Phosphorus by Colourimetry (0.002 mg/L)	E372-U	1303857	1	15	6.6	5.0	✔
Total Sulfide by Colourimetry (Automated Flow)	E395	1304223	1	17	5.8	5.0	✔



## Methodology References and Summaries

The analytical methods used by ALS are developed using internationally recognized reference methods (where available), such as those published by US EPA, APHA Standard Methods, ASTM, ISO, Environment Canada, BC MOE, and Ontario MOE. Reference methods may incorporate modifications to improve performance (indicated by "mod").

Analytical Methods	Method / Lab	Matrix	Method Reference	Method Descriptions
TSS by Gravimetry	E160 ALS Environmental - Vancouver	Water	APHA 2540 D (mod)	Total Suspended Solids (TSS) are determined by filtering a sample through a glass fibre filter, following by drying of the filter at $104 \pm 1^\circ\text{C}$ , with gravimetric measurement of the filtered solids. Samples containing very high dissolved solid content (i.e. seawaters, brackish waters) may produce a positive bias by this method. Alternate analysis methods are available for these types of samples.
TDS by Gravimetry	E162 ALS Environmental - Vancouver	Water	APHA 2540 C (mod)	Total Dissolved Solids (TDS) are determined by filtering a sample through a glass fibre filter, with evaporation of the filtrate at $180 \pm 2^\circ\text{C}$ for 16 hours or to constant weight, with gravimetric measurement of the residue.
Bromide in Water by IC (Low Level)	E235.Br-L ALS Environmental - Vancouver	Water	EPA 300.1 (mod)	Inorganic anions are analyzed by Ion Chromatography with conductivity and/or UV detection.
Chloride in Water by IC	E235.Cl ALS Environmental - Vancouver	Water	EPA 300.1 (mod)	Inorganic anions are analyzed by Ion Chromatography with conductivity and/or UV detection.
Fluoride in Water by IC	E235.F ALS Environmental - Vancouver	Water	EPA 300.1 (mod)	Inorganic anions are analyzed by Ion Chromatography with conductivity and/or UV detection.
Nitrite in Water by IC (Low Level)	E235.NO2-L ALS Environmental - Vancouver	Water	EPA 300.1 (mod)	Inorganic anions are analyzed by Ion Chromatography with conductivity and/or UV detection.
Nitrate in Water by IC (Low Level)	E235.NO3-L ALS Environmental - Vancouver	Water	EPA 300.1 (mod)	Inorganic anions are analyzed by Ion Chromatography with conductivity and/or UV detection.
Sulfate in Water by IC	E235.SO4 ALS Environmental - Vancouver	Water	EPA 300.1 (mod)	Inorganic anions are analyzed by Ion Chromatography with conductivity and/or UV detection.
Alkalinity Species by Titration	E290 ALS Environmental - Vancouver	Water	APHA 2320 B (mod)	Total alkalinity is determined by potentiometric titration to a pH 4.5 endpoint. Bicarbonate, carbonate and hydroxide alkalinity are calculated from phenolphthalein alkalinity and total alkalinity values.



Analytical Methods	Method / Lab	Matrix	Method Reference	Method Descriptions
Ammonia by Fluorescence	E298 ALS Environmental - Vancouver	Water	Method Fialab 100, 2018	Ammonia in water is determined by automated continuous flow analysis with membrane diffusion and fluorescence detection, after reaction with OPA (ortho-phthalaldehyde). This method is approved under US EPA 40 CFR Part 136 (May 2021)
Total Kjeldahl Nitrogen by Fluorescence (Low Level)	E318 ALS Environmental - Vancouver	Water	Method Fialab 100, 2018	TKN in water is determined by automated continuous flow analysis with membrane diffusion and fluorescence detection, after reaction with OPA (ortho-phthalaldehyde). This method is approved under US EPA 40 CFR Part 136 (May 2021).
Dissolved Organic Carbon by Combustion (Low Level)	E358-L ALS Environmental - Vancouver	Water	APHA 5310 B (mod)	Dissolved Organic Carbon (Non-Purgeable), also known as NPOC (dissolved), is a direct measurement of DOC after a filtered (0.45 micron) sample has been acidified and purged to remove inorganic carbon (IC). Analysis is by high temperature combustion with infrared detection of CO <sub>2</sub> . NPOC does not include volatile organic species that are purged off with IC. For samples where the majority of DC (dissolved carbon) is comprised of IC (which is common), this method is more accurate and more reliable than the DOC by subtraction method (i.e. DC minus DIC).
Total Nitrogen by Colourimetry	E366 ALS Environmental - Vancouver	Water	Chinchilla Scientific Nitrate Method, 2011	Following digestion, total nitrogen is is determined colourimetrically using a discrete analyzer utilizing the vanadium chloride reduction method. This method of analysis is approved under US EPA 40 CFR Part 136 (May 2021).
Total Phosphorus by Colourimetry (0.002 mg/L)	E372-U ALS Environmental - Vancouver	Water	APHA 4500-P E (mod).	Total Phosphorus is determined colourimetrically using a discrete analyzer after heated persulfate digestion of the sample.
Total Sulfide by Colourimetry (Automated Flow)	E395 ALS Environmental - Vancouver	Water	APHA 4500 -S E-Auto-Colorimetry	Sulfide is determined using the gas dialysis automated methylene blue colourimetric method. Results expressed "as H <sub>2</sub> S" if reported represent the maximum possible H <sub>2</sub> S concentration based on the total sulfide concentration in the sample. The H <sub>2</sub> S calculation converts Total Sulphide as (S <sub>2</sub> <sup>-</sup> ) and reports it as Total Sulphide as (H <sub>2</sub> S)
Total Metals in Water by CRC ICPMS	E420 ALS Environmental - Vancouver	Water	EPA 200.2/6020B (mod)	Water samples are digested with nitric and hydrochloric acids, and analyzed by Collision/Reaction Cell ICPMS.  Method Limitation (re: Sulfur): Sulfide and volatile sulfur species may not be recovered by this method.
Dissolved Metals in Water by CRC ICPMS	E421 ALS Environmental - Vancouver	Water	APHA 3030B/EPA 6020B (mod)	Water samples are filtered (0.45 um), preserved with nitric acid, and analyzed by Collision/Reaction Cell ICPMS.  Method Limitation (re: Sulfur): Sulfide and volatile sulfur species may not be recovered by this method.
Total Mercury in Water by CVAAS	E508 ALS Environmental - Vancouver	Water	EPA 1631E (mod)	Water samples undergo a cold-oxidation using bromine monochloride prior to reduction with stannous chloride, and analyzed by CVAAS



Analytical Methods	Method / Lab	Matrix	Method Reference	Method Descriptions
Dissolved Mercury in Water by CVAAS	E509 ALS Environmental - Vancouver	Water	APHA 3030B/EPA 1631E (mod)	Water samples are filtered (0.45 um), preserved with HCl, then undergo a cold-oxidation using bromine monochloride prior to reduction with stannous chloride, and analyzed by CVAAS.
Total Hexavalent Chromium (Cr VI) by IC	E532 ALS Environmental - Vancouver	Water	APHA 3500-Cr C (Ion Chromatography)	Hexavalent Chromium is measured by Ion chromatography-Post column reaction and UV detection.  Results are based on an un-filtered, field-preserved sample.
Dissolved Hexavalent Chromium (Cr VI) by IC	E532A ALS Environmental - Vancouver	Water	APHA 3500-Cr C (Ion Chromatography)	Hexavalent Chromium is measured by Ion chromatography-Post column reaction and UV detection.  sample pretreatment involved field or lab filtration following by sample preservation.
Chemical Oxygen Demand by Colourimetry (Low Level)	E559-L ALS Environmental - Vancouver	Water	APHA 5220 D (mod)	Samples are analyzed using the closed reflux colourimetric method.
Phenols (4AAP) in Water by Colorimetry	E562 ALS Environmental - Edmonton	Water	EPA 9066	This automated method is based on the distillation of phenol and subsequent reaction of the distillate with alkaline ferricyanide (K <sub>3</sub> Fe(CN) <sub>6</sub> ) and 4-amino-antipyrine (4-AAP) to form a red complex which is measured colorimetrically.
Dissolved Hardness (Calculated)	EC100 ALS Environmental - Vancouver	Water	APHA 2340B	"Hardness (as CaCO <sub>3</sub> ), dissolved" is calculated from the sum of dissolved Calcium and Magnesium concentrations, expressed in CaCO <sub>3</sub> equivalents. "Total Hardness" refers to the sum of Calcium and Magnesium Hardness. Hardness is normally or preferentially calculated from dissolved Calcium and Magnesium concentrations, because it is a property of water due to dissolved divalent cations.
Hardness (Calculated) from Total Ca/Mg	EC100A ALS Environmental - Vancouver	Water	APHA 2340B	"Hardness (as CaCO <sub>3</sub> ), from total Ca/Mg" is calculated from the sum of total Calcium and Magnesium concentrations, expressed in CaCO <sub>3</sub> equivalents. "Total Hardness" refers to the sum of Calcium and Magnesium Hardness. Hardness is normally or preferentially calculated from dissolved Calcium and Magnesium concentrations, because it is a property of water due to dissolved divalent cations. Hardness from total Ca/Mg is normally comparable to Dissolved Hardness in non-turbid waters.
Un-ionized Total Hydrogen Sulfide (calculated)	EC395 ALS Environmental - Vancouver	Water	APHA 4500 -S H	Un-ionized sulfide is calculated using results from total sulfide analysis, pH, temperature, and ionic strength of the sample. Calculation of un-ionized sulfide using total sulfide concentrations may be biased high due to particulate forms of sulfide measured during total sulfide testing.
Total Trivalent Chromium (Cr III) by Calculation	EC535 ALS Environmental - Vancouver	Water	APHA 3030B/6020A/EPA 7196A (mod)	Chromium (III)-Total is calculated as the difference between the total chromium and the total hexavalent chromium (Cr(VI)) results. The Limit of Reporting for Chromium (III) varies as a function of the test results.
Dissolved Trivalent Chromium (Cr III) by Calculation	EC535A ALS Environmental - Vancouver	Water	APHA 3030B/6020A/EPA 7196A (mod)	Dissolved Chromium (III) is calculated as the difference between Dissolved Chromium and Dissolved Hexavalent Chromium (Cr VI) results. The Limit of Reporting for Chromium (III) varies as a function of the test results.





Analytical Methods	Method / Lab	Matrix	Method Reference	Method Descriptions
Field pH,EC,Salinity,Cl2,CIO2,ORP,DO, Turbidity,T,T-P,o-PO4,NH3,Chloramine	EF001 ALS Environmental - Vancouver	Water	Field Measurement (Client Supplied)	Field pH,EC,Salinity,Cl2,CIO2,ORP,DO, Turbidity,T,T-P,o-PO4,NH3 or Chloramine measurements provided by client and recorded on ALS report may affect the validity of results.

Preparation Methods	Method / Lab	Matrix	Method Reference	Method Descriptions
Preparation for Ammonia	EP298 ALS Environmental - Vancouver	Water		Sample preparation for Preserved Nutrients Water Quality Analysis.
Digestion for TKN in water	EP318 ALS Environmental - Vancouver	Water	APHA 4500-Norg D (mod)	Samples are digested at high temperature using Sulfuric Acid with Copper catalyst, which converts organic nitrogen sources to Ammonia, which is then quantified by the analytical method as TKN. This method is unsuitable for samples containing high levels of nitrate. If nitrate exceeds TKN concentration by ten times or more, results may be biased low.
Preparation for Dissolved Organic Carbon for Combustion	EP358 ALS Environmental - Vancouver	Water	APHA 5310 B (mod)	Preparation for Dissolved Organic Carbon
Digestion for Total Nitrogen in water	EP366 ALS Environmental - Vancouver	Water	APHA 4500-P J (mod)	Samples for total nitrogen analysis are digested using a heated persulfate digestion. Nitrogen compounds are converted to nitrate in this digestion.
Digestion for Total Phosphorus in water	EP372 ALS Environmental - Vancouver	Water	APHA 4500-P E (mod).	Samples are heated with a persulfate digestion reagent.
Dissolved Metals Water Filtration	EP421 ALS Environmental - Vancouver	Water	APHA 3030B	Water samples are filtered (0.45 um), and preserved with HNO3.
Dissolved Mercury Water Filtration	EP509 ALS Environmental - Vancouver	Water	APHA 3030B	Water samples are filtered (0.45 um), and preserved with HCl.

## QUALITY CONTROL REPORT

**Work Order** : **VA24A0794**  
**Client** : Triton Environmental Consultants Ltd.  
**Contact** : [Redacted]  
**Address** : [Redacted]  
**Telephone** : [Redacted]  
**Project** : 11964  
**PO** : ----  
**C-O-C number** : ----  
**Sampler** : [Redacted]  
**Site** : Water Analysis  
**Quote number** : VA23-TRIT100-012  
**No. of samples received** : 5  
**No. of samples analysed** : 5

**Page** : 1 of 18  
**Laboratory** : ALS Environmental - Vancouver  
**Account Manager** : [Redacted]  
**Address** : [Redacted]  
**Telephone** : [Redacted]  
**Date Samples Received** : 15-Jan-2024 16:55  
**Date Analysis Commenced** : 15-Jan-2024  
**Issue Date** : 23-Jan-2024 16:59

This report supersedes any previous report(s) with this reference. Results apply to the sample(s) as submitted. This document shall not be reproduced, except in full.

This Quality Control Report contains the following information:

- Laboratory Duplicate (DUP) Report; Relative Percent Difference (RPD) and Data Quality Objectives
- Matrix Spike (MS) Report; Recovery and Data Quality Objectives
- Method Blank (MB) Report; Recovery and Data Quality Objectives
- Laboratory Control Sample (LCS) Report; Recovery and Data Quality Objectives

### Signatories

This document has been electronically signed by the authorized signatories below. Electronic signing is conducted in accordance with US FDA 21 CFR Part 11.

<i>Signatories</i>	<i>Position</i>	<i>Laboratory Department</i>
Brooke Miller	Laboratory Analyst	Edmonton Inorganics, Edmonton, Alberta
Erin Sanchez		Vancouver Metals, Burnaby, British Columbia
Kate Dimitrova	Supervisor - Inorganic	Vancouver Inorganics, Burnaby, British Columbia
Kevin Duarte	Supervisor - Metals ICP Instrumentation	Vancouver Metals, Burnaby, British Columbia
Kim Jensen	Department Manager - Metals	Vancouver Inorganics, Burnaby, British Columbia
Kim Jensen	Department Manager - Metals	Vancouver Metals, Burnaby, British Columbia
Owen Cheng		Vancouver Metals, Burnaby, British Columbia
Paolo Obillo	Account Manager Assistant	Vancouver Administration, Burnaby, British Columbia
Ruby Pham	Lab Assistant	Vancouver Metals, Burnaby, British Columbia



---

## General Comments

The ALS Quality Control (QC) report is optionally provided to ALS clients upon request. ALS test methods include comprehensive QC checks with every analysis to ensure our high standards of quality are met. Each QC result has a known or expected target value, which is compared against predetermined Data Quality Objectives (DQOs) to provide confidence in the accuracy of associated test results. This report contains detailed results for all QC results applicable to this sample submission. Please refer to the ALS Quality Control Interpretation report (QCI) for applicable method references and methodology summaries.

### Key :

- Anonymous = Refers to samples which are not part of this work order, but which formed part of the QC process lot.
- CAS Number = Chemical Abstracts Service number is a unique identifier assigned to discrete substances.
- DQO = Data Quality Objective.
- LOR = Limit of Reporting (detection limit).
- RPD = Relative Percent Difference
- # = Indicates a QC result that did not meet the ALS DQO.

## Workorder Comments

---

Holding times are displayed as "---" if no guidance exists from CCME, Canadian provinces, or broadly recognized international references.

---



### Laboratory Duplicate (DUP) Report

A Laboratory Duplicate (DUP) is a randomly selected intralaboratory replicate sample. Laboratory Duplicates provide information regarding method precision and sample heterogeneity. ALS DQOs for Laboratory Duplicates are expressed as test-specific limits for Relative Percent Difference (RPD), or as an absolute difference limit of 2 times the LOR for low concentration duplicates within ~ 4-10 times the LOR (cut-off is test-specific).

Sub-Matrix: <b>Water</b>					Laboratory Duplicate (DUP) Report						
Laboratory sample ID	Client sample ID	Analyte	CAS Number	Method	LOR	Unit	Original Result	Duplicate Result	RPD(%) or Difference	Duplicate Limits	Qualifier
<b>Physical Tests (QC Lot: 1303324)</b>											
VA24A0783-001	Anonymous	Alkalinity, total (as CaCO3)	----	E290	1.0	mg/L	150	146	2.66%	20%	----
<b>Physical Tests (QC Lot: 1305262)</b>											
FJ2400098-009	Anonymous	Solids, total suspended [TSS]	----	E160	3.0	mg/L	6.0	<3.0	3.0	Diff <2x LOR	----
<b>Physical Tests (QC Lot: 1305271)</b>											
FJ2400098-009	Anonymous	Solids, total dissolved [TDS]	----	E162	20	mg/L	2330	2210	5.26%	20%	----
<b>Anions and Nutrients (QC Lot: 1303325)</b>											
VA24A0780-001	Anonymous	Fluoride	16984-48-8	E235.F	0.020	mg/L	0.079	0.076	0.004	Diff <2x LOR	----
<b>Anions and Nutrients (QC Lot: 1303326)</b>											
VA24A0780-001	Anonymous	Chloride	16887-00-6	E235.Cl	0.50	mg/L	4.13	4.10	0.03	Diff <2x LOR	----
<b>Anions and Nutrients (QC Lot: 1303327)</b>											
VA24A0780-001	Anonymous	Bromide	24959-67-9	E235.Br-L	0.050	mg/L	<0.050	<0.050	0	Diff <2x LOR	----
<b>Anions and Nutrients (QC Lot: 1303328)</b>											
VA24A0780-001	Anonymous	Nitrate (as N)	14797-55-8	E235.NO3-L	0.0050	mg/L	0.262	0.264	0.731%	20%	----
<b>Anions and Nutrients (QC Lot: 1303329)</b>											
VA24A0780-001	Anonymous	Nitrite (as N)	14797-65-0	E235.NO2-L	0.0010	mg/L	<0.0010	<0.0010	0	Diff <2x LOR	----
<b>Anions and Nutrients (QC Lot: 1303330)</b>											
VA24A0780-001	Anonymous	Sulfate (as SO4)	14808-79-8	E235.SO4	0.30	mg/L	79.6	79.8	0.324%	20%	----
<b>Anions and Nutrients (QC Lot: 1303853)</b>											
VA24A0780-001	Anonymous	Kjeldahl nitrogen, total [TKN]	----	E318	0.050	mg/L	<0.050	<0.050	0	Diff <2x LOR	----
<b>Anions and Nutrients (QC Lot: 1303856)</b>											
EO2400237-001	Anonymous	Nitrogen, total	7727-37-9	E366	0.300	mg/L	6.15	6.20	0.789%	20%	----
<b>Anions and Nutrients (QC Lot: 1303857)</b>											
KS2400122-001	Anonymous	Phosphorus, total	7723-14-0	E372-U	0.0200	mg/L	0.105	0.110	0.0047	Diff <2x LOR	----
<b>Anions and Nutrients (QC Lot: 1303859)</b>											
KS2400122-001	Anonymous	Ammonia, total (as N)	7664-41-7	E298	0.500	mg/L	25.7	26.2	1.68%	20%	----
<b>Organic / Inorganic Carbon (QC Lot: 1303854)</b>											
VA24A0780-001	Anonymous	Carbon, dissolved organic [DOC]	----	E358-L	0.50	mg/L	<0.50	<0.50	0	Diff <2x LOR	----
<b>Total Sulfides (QC Lot: 1304223)</b>											
CG2400458-001	Anonymous	Sulfide, total (as S)	18496-25-8	E395	0.0015	mg/L	<0.0015	<0.0015	0	Diff <2x LOR	----
<b>Total Metals (QC Lot: 1303952)</b>											



Sub-Matrix: **Water**

Laboratory Duplicate (DUP) Report

Laboratory sample ID	Client sample ID	Analyte	CAS Number	Method	LOR	Unit	Original Result	Duplicate Result	RPD(%) or Difference	Duplicate Limits	Qualifier
<b>Total Metals (QC Lot: 1303952) - continued</b>											
VA24A0809-001	Anonymous	Aluminum, total	7429-90-5	E420	0.0030	mg/L	0.0171	0.0181	0.0010	Diff <2x LOR	----
		Antimony, total	7440-36-0	E420	0.00010	mg/L	<0.00010	<0.00010	0	Diff <2x LOR	----
		Arsenic, total	7440-38-2	E420	0.00010	mg/L	0.00080	0.00079	0.00001	Diff <2x LOR	----
		Barium, total	7440-39-3	E420	0.00010	mg/L	0.110	0.106	3.00%	20%	----
		Beryllium, total	7440-41-7	E420	0.000100	mg/L	<0.000100	<0.000100	0	Diff <2x LOR	----
		Bismuth, total	7440-69-9	E420	0.000050	mg/L	0.000114	<0.000050	0.000064	Diff <2x LOR	----
		Boron, total	7440-42-8	E420	0.010	mg/L	0.041	0.042	0.001	Diff <2x LOR	----
		Cadmium, total	7440-43-9	E420	0.0000150	mg/L	<0.0000150	<0.0000150	0	Diff <2x LOR	----
		Calcium, total	7440-70-2	E420	0.050	mg/L	176	180	1.89%	20%	----
		Cesium, total	7440-46-2	E420	0.000010	mg/L	<0.000010	<0.000010	0	Diff <2x LOR	----
		Chromium, total	7440-47-3	E420	0.00050	mg/L	<0.00050	<0.00050	0	Diff <2x LOR	----
		Cobalt, total	7440-48-4	E420	0.00010	mg/L	<0.00010	<0.00010	0	Diff <2x LOR	----
		Copper, total	7440-50-8	E420	0.00050	mg/L	0.00157	0.00152	0.00005	Diff <2x LOR	----
		Iron, total	7439-89-6	E420	0.010	mg/L	0.037	0.036	0.0008	Diff <2x LOR	----
		Lead, total	7439-92-1	E420	0.000050	mg/L	<0.000050	<0.000050	0	Diff <2x LOR	----
		Lithium, total	7439-93-2	E420	0.0010	mg/L	0.0104	0.0103	0.636%	20%	----
		Magnesium, total	7439-95-4	E420	0.100	mg/L	57.1	56.8	0.602%	20%	----
		Manganese, total	7439-96-5	E420	0.00010	mg/L	0.0398	0.0396	0.582%	20%	----
		Molybdenum, total	7439-98-7	E420	0.000050	mg/L	0.0468	0.0466	0.607%	20%	----
		Nickel, total	7440-02-0	E420	0.00050	mg/L	0.00050	<0.00050	0.000003	Diff <2x LOR	----
		Phosphorus, total	7723-14-0	E420	0.300	mg/L	<0.300	<0.300	0	Diff <2x LOR	----
		Potassium, total	7440-09-7	E420	0.050	mg/L	12.5	12.2	2.04%	20%	----
		Rubidium, total	7440-17-7	E420	0.00020	mg/L	0.00164	0.00152	0.00012	Diff <2x LOR	----
		Selenium, total	7782-49-2	E420	0.000050	mg/L	0.000734	0.000673	8.61%	20%	----
		Silicon, total	7440-21-3	E420	0.10	mg/L	13.4	13.4	0.612%	20%	----
		Silver, total	7440-22-4	E420	0.000010	mg/L	<0.000010	<0.000010	0	Diff <2x LOR	----
		Sodium, total	7440-23-5	E420	0.050	mg/L	91.4	90.4	1.09%	20%	----
		Strontium, total	7440-24-6	E420	0.00020	mg/L	1.24	1.21	2.41%	20%	----
		Sulfur, total	7704-34-9	E420	0.50	mg/L	216	212	1.81%	20%	----
		Tellurium, total	13494-80-9	E420	0.00020	mg/L	<0.00020	<0.00020	0	Diff <2x LOR	----
		Thallium, total	7440-28-0	E420	0.000010	mg/L	<0.000010	<0.000010	0	Diff <2x LOR	----
		Thorium, total	7440-29-1	E420	0.00010	mg/L	<0.00010	<0.00010	0	Diff <2x LOR	----
		Tin, total	7440-31-5	E420	0.00010	mg/L	<0.00010	<0.00010	0	Diff <2x LOR	----
		Titanium, total	7440-32-6	E420	0.0100	mg/L	<0.0100	<0.0100	0	Diff <2x LOR	----



Sub-Matrix: Water					Laboratory Duplicate (DUP) Report						
Laboratory sample ID	Client sample ID	Analyte	CAS Number	Method	LOR	Unit	Original Result	Duplicate Result	RPD(%) or Difference	Duplicate Limits	Qualifier
<b>Total Metals (QC Lot: 1303952) - continued</b>											
VA24A0809-001	Anonymous	Tungsten, total	7440-33-7	E420	0.00010	mg/L	<0.00010	<0.00010	0	Diff <2x LOR	----
		Uranium, total	7440-61-1	E420	0.000010	mg/L	0.00434	0.00438	1.01%	20%	----
		Vanadium, total	7440-62-2	E420	0.00050	mg/L	0.00200	0.00204	0.00003	Diff <2x LOR	----
		Zinc, total	7440-66-6	E420	0.0030	mg/L	<0.0030	<0.0030	0	Diff <2x LOR	----
		Zirconium, total	7440-67-7	E420	0.00020	mg/L	<0.00020	<0.00020	0	Diff <2x LOR	----
<b>Total Metals (QC Lot: 1304352)</b>											
VA24A0476-002	Anonymous	Mercury, total	7439-97-6	E508	0.0000050	mg/L	<0.0000050	<0.0000050	0	Diff <2x LOR	----
<b>Dissolved Metals (QC Lot: 1304286)</b>											
VA24A0794-001	WLNG DS 1	Aluminum, dissolved	7429-90-5	E421	0.0010	mg/L	0.0549	0.0518	5.78%	20%	----
		Antimony, dissolved	7440-36-0	E421	0.00010	mg/L	<0.00010	<0.00010	0	Diff <2x LOR	----
		Arsenic, dissolved	7440-38-2	E421	0.00010	mg/L	<0.00010	<0.00010	0	Diff <2x LOR	----
		Barium, dissolved	7440-39-3	E421	0.00010	mg/L	0.00440	0.00434	1.44%	20%	----
		Beryllium, dissolved	7440-41-7	E421	0.000100	mg/L	<0.000100	<0.000100	0	Diff <2x LOR	----
		Bismuth, dissolved	7440-69-9	E421	0.000050	mg/L	<0.000050	<0.000050	0	Diff <2x LOR	----
		Boron, dissolved	7440-42-8	E421	0.010	mg/L	<0.010	<0.010	0	Diff <2x LOR	----
		Cadmium, dissolved	7440-43-9	E421	0.0000050	mg/L	0.0000055	0.0000060	0.0000006	Diff <2x LOR	----
		Calcium, dissolved	7440-70-2	E421	0.050	mg/L	7.86	7.82	0.495%	20%	----
		Cesium, dissolved	7440-46-2	E421	0.000010	mg/L	<0.000010	<0.000010	0	Diff <2x LOR	----
		Chromium, dissolved	7440-47-3	E421	0.00050	mg/L	<0.00050	<0.00050	0	Diff <2x LOR	----
		Cobalt, dissolved	7440-48-4	E421	0.00010	mg/L	<0.00010	<0.00010	0	Diff <2x LOR	----
		Copper, dissolved	7440-50-8	E421	0.00020	mg/L	0.00044	0.00044	0.000009	Diff <2x LOR	----
		Iron, dissolved	7439-89-6	E421	0.010	mg/L	0.017	0.017	0.00003	Diff <2x LOR	----
		Lead, dissolved	7439-92-1	E421	0.000050	mg/L	<0.000050	<0.000050	0	Diff <2x LOR	----
		Lithium, dissolved	7439-93-2	E421	0.0010	mg/L	<0.0010	<0.0010	0	Diff <2x LOR	----
		Magnesium, dissolved	7439-95-4	E421	0.0050	mg/L	0.529	0.520	1.72%	20%	----
		Manganese, dissolved	7439-96-5	E421	0.00010	mg/L	0.00386	0.00382	1.04%	20%	----
		Molybdenum, dissolved	7439-98-7	E421	0.000050	mg/L	0.000487	0.000474	0.000014	Diff <2x LOR	----
		Nickel, dissolved	7440-02-0	E421	0.00050	mg/L	<0.00050	<0.00050	0	Diff <2x LOR	----
		Phosphorus, dissolved	7723-14-0	E421	0.050	mg/L	<0.050	<0.050	0	Diff <2x LOR	----
		Potassium, dissolved	7440-09-7	E421	0.050	mg/L	0.223	0.220	0.002	Diff <2x LOR	----
		Rubidium, dissolved	7440-17-7	E421	0.00020	mg/L	0.00030	0.00032	0.00002	Diff <2x LOR	----
		Selenium, dissolved	7782-49-2	E421	0.000050	mg/L	<0.000050	<0.000050	0	Diff <2x LOR	----
		Silicon, dissolved	7440-21-3	E421	0.050	mg/L	3.82	3.78	1.21%	20%	----
		Silver, dissolved	7440-22-4	E421	0.000010	mg/L	<0.000010	<0.000010	0	Diff <2x LOR	----



Sub-Matrix: Water					Laboratory Duplicate (DUP) Report						
Laboratory sample ID	Client sample ID	Analyte	CAS Number	Method	LOR	Unit	Original Result	Duplicate Result	RPD(%) or Difference	Duplicate Limits	Qualifier
<b>Dissolved Metals (QC Lot: 1304286) - continued</b>											
VA24A0794-001	WLNG DS 1	Sodium, dissolved	7440-23-5	E421	0.050	mg/L	1.33	1.31	1.37%	20%	----
		Strontium, dissolved	7440-24-6	E421	0.00020	mg/L	0.0250	0.0254	1.46%	20%	----
		Sulfur, dissolved	7704-34-9	E421	0.50	mg/L	0.92	0.84	0.08	Diff <2x LOR	----
		Tellurium, dissolved	13494-80-9	E421	0.00020	mg/L	<0.00020	<0.00020	0	Diff <2x LOR	----
		Thallium, dissolved	7440-28-0	E421	0.00010	mg/L	<0.00010	<0.00010	0	Diff <2x LOR	----
		Thorium, dissolved	7440-29-1	E421	0.00010	mg/L	<0.00010	<0.00010	0	Diff <2x LOR	----
		Tin, dissolved	7440-31-5	E421	0.00010	mg/L	<0.00010	<0.00010	0	Diff <2x LOR	----
		Titanium, dissolved	7440-32-6	E421	0.00030	mg/L	<0.00030	<0.00030	0	Diff <2x LOR	----
		Tungsten, dissolved	7440-33-7	E421	0.00010	mg/L	<0.00010	<0.00010	0	Diff <2x LOR	----
		Uranium, dissolved	7440-61-1	E421	0.00010	mg/L	0.000112	0.000117	4.99%	20%	----
		Vanadium, dissolved	7440-62-2	E421	0.00050	mg/L	<0.00050	<0.00050	0	Diff <2x LOR	----
		Zinc, dissolved	7440-66-6	E421	0.0010	mg/L	0.0019	0.0018	0.0001	Diff <2x LOR	----
		Zirconium, dissolved	7440-67-7	E421	0.00020	mg/L	<0.00020	<0.00020	0	Diff <2x LOR	----
<b>Dissolved Metals (QC Lot: 1304358)</b>											
VA24A0751-001	Anonymous	Mercury, dissolved	7439-97-6	E509	0.0000050	mg/L	<0.0000050	<0.0000050	0	Diff <2x LOR	----
<b>Speciated Metals (QC Lot: 1303341)</b>											
VA24A0794-001	WLNG DS 1	Chromium, hexavalent [Cr VI], dissolved	18540-29-9	E532A	0.00050	mg/L	<0.00050	<0.00050	0	Diff <2x LOR	----
<b>Speciated Metals (QC Lot: 1303342)</b>											
VA24A0794-001	WLNG DS 1	Chromium, hexavalent [Cr VI], total	18540-29-9	E532	0.00050	mg/L	<0.00050	<0.00050	0	Diff <2x LOR	----
<b>Aggregate Organics (QC Lot: 1304976)</b>											
VA24A0531-001	Anonymous	Phenols, total (4AAP)	----	E562	0.0010	mg/L	<0.0010	<0.0010	0	Diff <2x LOR	----
<b>Aggregate Organics (QC Lot: 1307013)</b>											
FJ2400098-001	Anonymous	Chemical oxygen demand [COD]	----	E559-L	10	mg/L	34	34	0.08	Diff <2x LOR	----
<b>Aggregate Organics (QC Lot: 1307014)</b>											
VA24A0794-003	Duplicate	Chemical oxygen demand [COD]	----	E559-L	10	mg/L	<10	<10	0	Diff <2x LOR	----



## Method Blank (MB) Report

A Method Blank is an analyte-free matrix that undergoes sample processing identical to that carried out for test samples. Method Blank results are used to monitor and control for potential contamination from the laboratory environment and reagents. For most tests, the DQO for Method Blanks is for the result to be < LOR.

Sub-Matrix: **Water**

Analyte	CAS Number	Method	LOR	Unit	Result	Qualifier
<b>Physical Tests (QCLot: 1303324)</b>						
Alkalinity, total (as CaCO3)	---	E290	1	mg/L	<1.0	---
<b>Physical Tests (QCLot: 1305262)</b>						
Solids, total suspended [TSS]	---	E160	3	mg/L	<3.0	---
<b>Physical Tests (QCLot: 1305271)</b>						
Solids, total dissolved [TDS]	---	E162	10	mg/L	<10	---
<b>Anions and Nutrients (QCLot: 1303325)</b>						
Fluoride	16984-48-8	E235.F	0.02	mg/L	<0.020	---
<b>Anions and Nutrients (QCLot: 1303326)</b>						
Chloride	16887-00-6	E235.Cl	0.5	mg/L	<0.50	---
<b>Anions and Nutrients (QCLot: 1303327)</b>						
Bromide	24959-67-9	E235.Br-L	0.05	mg/L	<0.050	---
<b>Anions and Nutrients (QCLot: 1303328)</b>						
Nitrate (as N)	14797-55-8	E235.NO3-L	0.005	mg/L	<0.0050	---
<b>Anions and Nutrients (QCLot: 1303329)</b>						
Nitrite (as N)	14797-65-0	E235.NO2-L	0.001	mg/L	<0.0010	---
<b>Anions and Nutrients (QCLot: 1303330)</b>						
Sulfate (as SO4)	14808-79-8	E235.SO4	0.3	mg/L	<0.30	---
<b>Anions and Nutrients (QCLot: 1303853)</b>						
Kjeldahl nitrogen, total [TKN]	---	E318	0.05	mg/L	<0.050	---
<b>Anions and Nutrients (QCLot: 1303856)</b>						
Nitrogen, total	7727-37-9	E366	0.03	mg/L	<0.030	---
<b>Anions and Nutrients (QCLot: 1303857)</b>						
Phosphorus, total	7723-14-0	E372-U	0.002	mg/L	<0.0020	---
<b>Anions and Nutrients (QCLot: 1303859)</b>						
Ammonia, total (as N)	7664-41-7	E298	0.005	mg/L	<0.0050	---
<b>Organic / Inorganic Carbon (QCLot: 1303854)</b>						
Carbon, dissolved organic [DOC]	---	E358-L	0.5	mg/L	<0.50	---
<b>Total Sulfides (QCLot: 1304223)</b>						
Sulfide, total (as S)	18496-25-8	E395	0.0015	mg/L	<0.0015	---
<b>Total Metals (QCLot: 1303952)</b>						
Aluminum, total	7429-90-5	E420	0.003	mg/L	<0.0030	---
Antimony, total	7440-36-0	E420	0.0001	mg/L	<0.00010	---





Sub-Matrix: **Water**

Analyte	CAS Number	Method	LOR	Unit	Result	Qualifier
<b>Total Metals (QCLot: 1303952) - continued</b>						
Arsenic, total	7440-38-2	E420	0.0001	mg/L	<0.00010	----
Barium, total	7440-39-3	E420	0.0001	mg/L	<0.00010	----
Beryllium, total	7440-41-7	E420	0.00002	mg/L	<0.000020	----
Bismuth, total	7440-69-9	E420	0.00005	mg/L	<0.000050	----
Boron, total	7440-42-8	E420	0.01	mg/L	<0.010	----
Cadmium, total	7440-43-9	E420	0.000005	mg/L	<0.0000050	----
Calcium, total	7440-70-2	E420	0.05	mg/L	<0.050	----
Cesium, total	7440-46-2	E420	0.00001	mg/L	<0.000010	----
Chromium, total	7440-47-3	E420	0.0005	mg/L	<0.00050	----
Cobalt, total	7440-48-4	E420	0.0001	mg/L	<0.00010	----
Copper, total	7440-50-8	E420	0.0005	mg/L	<0.00050	----
Iron, total	7439-89-6	E420	0.01	mg/L	<0.010	----
Lead, total	7439-92-1	E420	0.00005	mg/L	<0.000050	----
Lithium, total	7439-93-2	E420	0.001	mg/L	<0.0010	----
Magnesium, total	7439-95-4	E420	0.005	mg/L	<0.0050	----
Manganese, total	7439-96-5	E420	0.0001	mg/L	<0.00010	----
Molybdenum, total	7439-98-7	E420	0.00005	mg/L	<0.000050	----
Nickel, total	7440-02-0	E420	0.0005	mg/L	<0.00050	----
Phosphorus, total	7723-14-0	E420	0.05	mg/L	<0.050	----
Potassium, total	7440-09-7	E420	0.05	mg/L	<0.050	----
Rubidium, total	7440-17-7	E420	0.0002	mg/L	<0.00020	----
Selenium, total	7782-49-2	E420	0.00005	mg/L	<0.000050	----
Silicon, total	7440-21-3	E420	0.1	mg/L	<0.10	----
Silver, total	7440-22-4	E420	0.00001	mg/L	<0.000010	----
Sodium, total	7440-23-5	E420	0.05	mg/L	<0.050	----
Strontium, total	7440-24-6	E420	0.0002	mg/L	<0.00020	----
Sulfur, total	7704-34-9	E420	0.5	mg/L	<0.50	----
Tellurium, total	13494-80-9	E420	0.0002	mg/L	<0.00020	----
Thallium, total	7440-28-0	E420	0.00001	mg/L	<0.000010	----
Thorium, total	7440-29-1	E420	0.0001	mg/L	<0.00010	----
Tin, total	7440-31-5	E420	0.0001	mg/L	<0.00010	----
Titanium, total	7440-32-6	E420	0.0003	mg/L	<0.00030	----
Tungsten, total	7440-33-7	E420	0.0001	mg/L	<0.00010	----
Uranium, total	7440-61-1	E420	0.00001	mg/L	<0.000010	----
Vanadium, total	7440-62-2	E420	0.0005	mg/L	<0.00050	----



Sub-Matrix: **Water**

Analyte	CAS Number	Method	LOR	Unit	Result	Qualifier
<b>Total Metals (QCLot: 1303952) - continued</b>						
Zinc, total	7440-66-6	E420	0.003	mg/L	<0.0030	----
Zirconium, total	7440-67-7	E420	0.0002	mg/L	<0.00020	----
<b>Total Metals (QCLot: 1304352)</b>						
Mercury, total	7439-97-6	E508	0.000005	mg/L	<0.0000050	----
<b>Dissolved Metals (QCLot: 1304286)</b>						
Aluminum, dissolved	7429-90-5	E421	0.001	mg/L	<0.0010	----
Antimony, dissolved	7440-36-0	E421	0.0001	mg/L	<0.00010	----
Arsenic, dissolved	7440-38-2	E421	0.0001	mg/L	<0.00010	----
Barium, dissolved	7440-39-3	E421	0.0001	mg/L	<0.00010	----
Beryllium, dissolved	7440-41-7	E421	0.00002	mg/L	<0.000020	----
Bismuth, dissolved	7440-69-9	E421	0.00005	mg/L	<0.000050	----
Boron, dissolved	7440-42-8	E421	0.01	mg/L	<0.010	----
Cadmium, dissolved	7440-43-9	E421	0.000005	mg/L	<0.0000050	----
Calcium, dissolved	7440-70-2	E421	0.05	mg/L	<0.050	----
Cesium, dissolved	7440-46-2	E421	0.00001	mg/L	<0.000010	----
Chromium, dissolved	7440-47-3	E421	0.0005	mg/L	<0.00050	----
Cobalt, dissolved	7440-48-4	E421	0.0001	mg/L	<0.00010	----
Copper, dissolved	7440-50-8	E421	0.0002	mg/L	<0.00020	----
Iron, dissolved	7439-89-6	E421	0.01	mg/L	<0.010	----
Lead, dissolved	7439-92-1	E421	0.00005	mg/L	<0.000050	----
Lithium, dissolved	7439-93-2	E421	0.001	mg/L	<0.0010	----
Magnesium, dissolved	7439-95-4	E421	0.005	mg/L	<0.0050	----
Manganese, dissolved	7439-96-5	E421	0.0001	mg/L	<0.00010	----
Molybdenum, dissolved	7439-98-7	E421	0.00005	mg/L	<0.000050	----
Nickel, dissolved	7440-02-0	E421	0.0005	mg/L	<0.00050	----
Phosphorus, dissolved	7723-14-0	E421	0.05	mg/L	<0.050	----
Potassium, dissolved	7440-09-7	E421	0.05	mg/L	<0.050	----
Rubidium, dissolved	7440-17-7	E421	0.0002	mg/L	<0.00020	----
Selenium, dissolved	7782-49-2	E421	0.00005	mg/L	<0.000050	----
Silicon, dissolved	7440-21-3	E421	0.05	mg/L	<0.050	----
Silver, dissolved	7440-22-4	E421	0.00001	mg/L	<0.000010	----
Sodium, dissolved	7440-23-5	E421	0.05	mg/L	<0.050	----
Strontium, dissolved	7440-24-6	E421	0.0002	mg/L	<0.00020	----
Sulfur, dissolved	7704-34-9	E421	0.5	mg/L	<0.50	----
Tellurium, dissolved	13494-80-9	E421	0.0002	mg/L	<0.00020	----



Sub-Matrix: **Water**

Analyte	CAS Number	Method	LOR	Unit	Result	Qualifier
<b>Dissolved Metals (QCLot: 1304286) - continued</b>						
Thallium, dissolved	7440-28-0	E421	0.00001	mg/L	<0.000010	----
Thorium, dissolved	7440-29-1	E421	0.0001	mg/L	<0.00010	----
Tin, dissolved	7440-31-5	E421	0.0001	mg/L	<0.00010	----
Titanium, dissolved	7440-32-6	E421	0.0003	mg/L	<0.00030	----
Tungsten, dissolved	7440-33-7	E421	0.0001	mg/L	<0.00010	----
Uranium, dissolved	7440-61-1	E421	0.00001	mg/L	<0.000010	----
Vanadium, dissolved	7440-62-2	E421	0.0005	mg/L	<0.00050	----
Zinc, dissolved	7440-66-6	E421	0.001	mg/L	<0.0010	----
Zirconium, dissolved	7440-67-7	E421	0.0002	mg/L	<0.00020	----
<b>Dissolved Metals (QCLot: 1304358)</b>						
Mercury, dissolved	7439-97-6	E509	0.000005	mg/L	<0.0000050	----
<b>Speciated Metals (QCLot: 1303341)</b>						
Chromium, hexavalent [Cr VI], dissolved	18540-29-9	E532A	0.0005	mg/L	<0.00050	----
<b>Speciated Metals (QCLot: 1303342)</b>						
Chromium, hexavalent [Cr VI], total	18540-29-9	E532	0.0005	mg/L	<0.00050	----
<b>Aggregate Organics (QCLot: 1304976)</b>						
Phenols, total (4AAP)	----	E562	0.001	mg/L	<0.0010	----
<b>Aggregate Organics (QCLot: 1307013)</b>						
Chemical oxygen demand [COD]	----	E559-L	10	mg/L	<10	----
<b>Aggregate Organics (QCLot: 1307014)</b>						
Chemical oxygen demand [COD]	----	E559-L	10	mg/L	<10	----



## Laboratory Control Sample (LCS) Report

A Laboratory Control Sample (LCS) is an analyte-free matrix that has been fortified (spiked) with test analytes at known concentration and processed in an identical manner to test samples. LCS results are expressed as percent recovery, and are used to monitor and control test method accuracy and precision, independent of test sample matrix.

Sub-Matrix: Water

					Laboratory Control Sample (LCS) Report				
Analyte	CAS Number	Method	LOR	Unit	Spike	Recovery (%)	Recovery Limits (%)		Qualifier
					Concentration	LCS	Low	High	
<b>Physical Tests (QCLot: 1303324)</b>									
Alkalinity, total (as CaCO3)	----	E290	1	mg/L	500 mg/L	110	85.0	115	----
<b>Physical Tests (QCLot: 1305262)</b>									
Solids, total suspended [TSS]	----	E160	3	mg/L	150 mg/L	105	85.0	115	----
<b>Physical Tests (QCLot: 1305271)</b>									
Solids, total dissolved [TDS]	----	E162	10	mg/L	1000 mg/L	100.0	85.0	115	----
<b>Anions and Nutrients (QCLot: 1303325)</b>									
Fluoride	16984-48-8	E235.F	0.02	mg/L	1 mg/L	106	90.0	110	----
<b>Anions and Nutrients (QCLot: 1303326)</b>									
Chloride	16887-00-6	E235.Cl	0.5	mg/L	100 mg/L	101	90.0	110	----
<b>Anions and Nutrients (QCLot: 1303327)</b>									
Bromide	24959-67-9	E235.Br-L	0.05	mg/L	0.5 mg/L	103	85.0	115	----
<b>Anions and Nutrients (QCLot: 1303328)</b>									
Nitrate (as N)	14797-55-8	E235.NO3-L	0.005	mg/L	2.5 mg/L	101	90.0	110	----
<b>Anions and Nutrients (QCLot: 1303329)</b>									
Nitrite (as N)	14797-65-0	E235.NO2-L	0.001	mg/L	0.5 mg/L	101	90.0	110	----
<b>Anions and Nutrients (QCLot: 1303330)</b>									
Sulfate (as SO4)	14808-79-8	E235.SO4	0.3	mg/L	100 mg/L	104	90.0	110	----
<b>Anions and Nutrients (QCLot: 1303853)</b>									
Kjeldahl nitrogen, total [TKN]	----	E318	0.05	mg/L	4 mg/L	88.0	75.0	125	----
<b>Anions and Nutrients (QCLot: 1303856)</b>									
Nitrogen, total	7727-37-9	E366	0.03	mg/L	0.5 mg/L	97.2	75.0	125	----
<b>Anions and Nutrients (QCLot: 1303857)</b>									
Phosphorus, total	7723-14-0	E372-U	0.002	mg/L	0.05 mg/L	89.2	80.0	120	----
<b>Anions and Nutrients (QCLot: 1303859)</b>									
Ammonia, total (as N)	7664-41-7	E298	0.005	mg/L	0.2 mg/L	97.6	85.0	115	----
<b>Organic / Inorganic Carbon (QCLot: 1303854)</b>									
Carbon, dissolved organic [DOC]	----	E358-L	0.5	mg/L	8.57 mg/L	96.1	80.0	120	----
<b>Total Sulfides (QCLot: 1304223)</b>									
Sulfide, total (as S)	18496-25-8	E395	0.0015	mg/L	0.08 mg/L	113	80.0	120	----



Sub-Matrix: **Water**

Laboratory Control Sample (LCS) Report

Analyte	CAS Number	Method	LOR	Unit	Spike	Recovery (%)	Recovery Limits (%)		Qualifier
					Concentration	LCS	Low	High	
<b>Total Metals (QCLot: 1303952)</b>									
Aluminum, total	7429-90-5	E420	0.003	mg/L	2 mg/L	108	80.0	120	----
Antimony, total	7440-36-0	E420	0.0001	mg/L	1 mg/L	108	80.0	120	----
Arsenic, total	7440-38-2	E420	0.0001	mg/L	1 mg/L	112	80.0	120	----
Barium, total	7440-39-3	E420	0.0001	mg/L	0.25 mg/L	110	80.0	120	----
Beryllium, total	7440-41-7	E420	0.00002	mg/L	0.1 mg/L	108	80.0	120	----
Bismuth, total	7440-69-9	E420	0.00005	mg/L	1 mg/L	103	80.0	120	----
Boron, total	7440-42-8	E420	0.01	mg/L	1 mg/L	103	80.0	120	----
Cadmium, total	7440-43-9	E420	0.000005	mg/L	0.1 mg/L	108	80.0	120	----
Calcium, total	7440-70-2	E420	0.05	mg/L	50 mg/L	105	80.0	120	----
Cesium, total	7440-46-2	E420	0.00001	mg/L	0.05 mg/L	98.9	80.0	120	----
Chromium, total	7440-47-3	E420	0.0005	mg/L	0.25 mg/L	105	80.0	120	----
Cobalt, total	7440-48-4	E420	0.0001	mg/L	0.25 mg/L	107	80.0	120	----
Copper, total	7440-50-8	E420	0.0005	mg/L	0.25 mg/L	105	80.0	120	----
Iron, total	7439-89-6	E420	0.01	mg/L	1 mg/L	103	80.0	120	----
Lead, total	7439-92-1	E420	0.00005	mg/L	0.5 mg/L	109	80.0	120	----
Lithium, total	7439-93-2	E420	0.001	mg/L	0.25 mg/L	107	80.0	120	----
Magnesium, total	7439-95-4	E420	0.005	mg/L	50 mg/L	111	80.0	120	----
Manganese, total	7439-96-5	E420	0.0001	mg/L	0.25 mg/L	106	80.0	120	----
Molybdenum, total	7439-98-7	E420	0.00005	mg/L	0.25 mg/L	106	80.0	120	----
Nickel, total	7440-02-0	E420	0.0005	mg/L	0.5 mg/L	106	80.0	120	----
Phosphorus, total	7723-14-0	E420	0.05	mg/L	10 mg/L	112	80.0	120	----
Potassium, total	7440-09-7	E420	0.05	mg/L	50 mg/L	111	80.0	120	----
Rubidium, total	7440-17-7	E420	0.0002	mg/L	0.1 mg/L	113	80.0	120	----
Selenium, total	7782-49-2	E420	0.00005	mg/L	1 mg/L	107	80.0	120	----
Silicon, total	7440-21-3	E420	0.1	mg/L	10 mg/L	110	80.0	120	----
Silver, total	7440-22-4	E420	0.00001	mg/L	0.1 mg/L	93.7	80.0	120	----
Sodium, total	7440-23-5	E420	0.05	mg/L	50 mg/L	109	80.0	120	----
Strontium, total	7440-24-6	E420	0.0002	mg/L	0.25 mg/L	105	80.0	120	----
Sulfur, total	7704-34-9	E420	0.5	mg/L	50 mg/L	95.6	80.0	120	----
Tellurium, total	13494-80-9	E420	0.0002	mg/L	0.1 mg/L	110	80.0	120	----
Thallium, total	7440-28-0	E420	0.00001	mg/L	1 mg/L	108	80.0	120	----
Thorium, total	7440-29-1	E420	0.0001	mg/L	0.1 mg/L	99.2	80.0	120	----
Tin, total	7440-31-5	E420	0.0001	mg/L	0.5 mg/L	103	80.0	120	----
Titanium, total	7440-32-6	E420	0.0003	mg/L	0.25 mg/L	101	80.0	120	----
Tungsten, total	7440-33-7	E420	0.0001	mg/L	0.1 mg/L	106	80.0	120	----



Sub-Matrix: **Water**

					Laboratory Control Sample (LCS) Report				
					Spike	Recovery (%)	Recovery Limits (%)		
Analyte	CAS Number	Method	LOR	Unit	Concentration	LCS	Low	High	Qualifier
<b>Total Metals (QCLot: 1303952) - continued</b>									
Uranium, total	7440-61-1	E420	0.00001	mg/L	0.005 mg/L	108	80.0	120	----
Vanadium, total	7440-62-2	E420	0.0005	mg/L	0.5 mg/L	108	80.0	120	----
Zinc, total	7440-66-6	E420	0.003	mg/L	0.5 mg/L	111	80.0	120	----
Zirconium, total	7440-67-7	E420	0.0002	mg/L	0.1 mg/L	98.6	80.0	120	----
<b>Total Metals (QCLot: 1304352)</b>									
Mercury, total	7439-97-6	E508	0.000005	mg/L	0.0001 mg/L	96.8	80.0	120	----
<b>Dissolved Metals (QCLot: 1304286)</b>									
Aluminum, dissolved	7429-90-5	E421	0.001	mg/L	2 mg/L	103	80.0	120	----
Antimony, dissolved	7440-36-0	E421	0.0001	mg/L	1 mg/L	106	80.0	120	----
Arsenic, dissolved	7440-38-2	E421	0.0001	mg/L	1 mg/L	106	80.0	120	----
Barium, dissolved	7440-39-3	E421	0.0001	mg/L	0.25 mg/L	96.5	80.0	120	----
Beryllium, dissolved	7440-41-7	E421	0.00002	mg/L	0.1 mg/L	96.0	80.0	120	----
Bismuth, dissolved	7440-69-9	E421	0.00005	mg/L	1 mg/L	106	80.0	120	----
Boron, dissolved	7440-42-8	E421	0.01	mg/L	1 mg/L	95.8	80.0	120	----
Cadmium, dissolved	7440-43-9	E421	0.000005	mg/L	0.1 mg/L	101	80.0	120	----
Calcium, dissolved	7440-70-2	E421	0.05	mg/L	50 mg/L	95.2	80.0	120	----
Cesium, dissolved	7440-46-2	E421	0.00001	mg/L	0.05 mg/L	100	80.0	120	----
Chromium, dissolved	7440-47-3	E421	0.0005	mg/L	0.25 mg/L	102	80.0	120	----
Cobalt, dissolved	7440-48-4	E421	0.0001	mg/L	0.25 mg/L	101	80.0	120	----
Copper, dissolved	7440-50-8	E421	0.0002	mg/L	0.25 mg/L	98.0	80.0	120	----
Iron, dissolved	7439-89-6	E421	0.01	mg/L	1 mg/L	97.5	80.0	120	----
Lead, dissolved	7439-92-1	E421	0.00005	mg/L	0.5 mg/L	102	80.0	120	----
Lithium, dissolved	7439-93-2	E421	0.001	mg/L	0.25 mg/L	99.4	80.0	120	----
Magnesium, dissolved	7439-95-4	E421	0.005	mg/L	50 mg/L	108	80.0	120	----
Manganese, dissolved	7439-96-5	E421	0.0001	mg/L	0.25 mg/L	104	80.0	120	----
Molybdenum, dissolved	7439-98-7	E421	0.00005	mg/L	0.25 mg/L	96.8	80.0	120	----
Nickel, dissolved	7440-02-0	E421	0.0005	mg/L	0.5 mg/L	100	80.0	120	----
Phosphorus, dissolved	7723-14-0	E421	0.05	mg/L	10 mg/L	101	80.0	120	----
Potassium, dissolved	7440-09-7	E421	0.05	mg/L	50 mg/L	105	80.0	120	----
Rubidium, dissolved	7440-17-7	E421	0.0002	mg/L	0.1 mg/L	97.8	80.0	120	----
Selenium, dissolved	7782-49-2	E421	0.00005	mg/L	1 mg/L	102	80.0	120	----
Silicon, dissolved	7440-21-3	E421	0.05	mg/L	10 mg/L	107	80.0	120	----
Silver, dissolved	7440-22-4	E421	0.00001	mg/L	0.1 mg/L	94.1	80.0	120	----
Sodium, dissolved	7440-23-5	E421	0.05	mg/L	50 mg/L	108	80.0	120	----
Strontium, dissolved	7440-24-6	E421	0.0002	mg/L	0.25 mg/L	106	80.0	120	----



Sub-Matrix: **Water**

					Laboratory Control Sample (LCS) Report				
					Spike	Recovery (%)	Recovery Limits (%)		
Analyte	CAS Number	Method	LOR	Unit	Concentration	LCS	Low	High	Qualifier
<b>Dissolved Metals (QCLot: 1304286) - continued</b>									
Sulfur, dissolved	7704-34-9	E421	0.5	mg/L	50 mg/L	99.9	80.0	120	----
Tellurium, dissolved	13494-80-9	E421	0.0002	mg/L	0.1 mg/L	94.9	80.0	120	----
Thallium, dissolved	7440-28-0	E421	0.00001	mg/L	1 mg/L	107	80.0	120	----
Thorium, dissolved	7440-29-1	E421	0.0001	mg/L	0.1 mg/L	99.3	80.0	120	----
Tin, dissolved	7440-31-5	E421	0.0001	mg/L	0.5 mg/L	99.5	80.0	120	----
Titanium, dissolved	7440-32-6	E421	0.0003	mg/L	0.25 mg/L	95.6	80.0	120	----
Tungsten, dissolved	7440-33-7	E421	0.0001	mg/L	0.1 mg/L	98.8	80.0	120	----
Uranium, dissolved	7440-61-1	E421	0.00001	mg/L	0.005 mg/L	104	80.0	120	----
Vanadium, dissolved	7440-62-2	E421	0.0005	mg/L	0.5 mg/L	102	80.0	120	----
Zinc, dissolved	7440-66-6	E421	0.001	mg/L	0.5 mg/L	98.6	80.0	120	----
Zirconium, dissolved	7440-67-7	E421	0.0002	mg/L	0.1 mg/L	100	80.0	120	----
Mercury, dissolved	7439-97-6	E509	0.000005	mg/L	0.0001 mg/L	98.5	80.0	120	----
<b>Speciated Metals (QCLot: 1303341)</b>									
Chromium, hexavalent [Cr VI], dissolved	18540-29-9	E532A	0.0005	mg/L	0.25 mg/L	98.7	80.0	120	----
<b>Speciated Metals (QCLot: 1303342)</b>									
Chromium, hexavalent [Cr VI], total	18540-29-9	E532	0.0005	mg/L	0.25 mg/L	97.2	80.0	120	----
<b>Aggregate Organics (QCLot: 1304976)</b>									
Phenols, total (4AAP)	----	E562	0.001	mg/L	0.02 mg/L	105	85.0	115	----
<b>Aggregate Organics (QCLot: 1307013)</b>									
Chemical oxygen demand [COD]	----	E559-L	10	mg/L	100 mg/L	110	85.0	115	----
<b>Aggregate Organics (QCLot: 1307014)</b>									
Chemical oxygen demand [COD]	----	E559-L	10	mg/L	100 mg/L	112	85.0	115	----



## Matrix Spike (MS) Report

A Matrix Spike (MS) is a randomly selected intra-laboratory replicate sample that has been fortified (spiked) with test analytes at known concentration, and processed in an identical manner to test samples. Matrix Spikes provide information regarding analyte recovery and potential matrix effects. MS DQO exceedances due to sample matrix may sometimes be unavoidable; in such cases, test results for the associated sample (or similar samples) may be subject to bias. ND – Recovery not determined, background level >= 1x spike level.

Sub-Matrix: **Water**

					Matrix Spike (MS) Report					
					Spike		Recovery (%)	Recovery Limits (%)		
Laboratory sample ID	Client sample ID	Analyte	CAS Number	Method	Concentration	Target	MS	Low	High	Qualifier
<b>Anions and Nutrients (QCLot: 1303325)</b>										
VA24A0783-001	Anonymous	Fluoride	16984-48-8	E235.F	1.10 mg/L	1 mg/L	110	75.0	125	----
<b>Anions and Nutrients (QCLot: 1303326)</b>										
VA24A0783-001	Anonymous	Chloride	16887-00-6	E235.Cl	104 mg/L	100 mg/L	104	75.0	125	----
<b>Anions and Nutrients (QCLot: 1303327)</b>										
VA24A0783-001	Anonymous	Bromide	24959-67-9	E235.Br-L	0.508 mg/L	0.5 mg/L	102	75.0	125	----
<b>Anions and Nutrients (QCLot: 1303328)</b>										
VA24A0783-001	Anonymous	Nitrate (as N)	14797-55-8	E235.NO3-L	2.60 mg/L	2.5 mg/L	104	75.0	125	----
<b>Anions and Nutrients (QCLot: 1303329)</b>										
VA24A0783-001	Anonymous	Nitrite (as N)	14797-65-0	E235.NO2-L	0.495 mg/L	0.5 mg/L	99.0	75.0	125	----
<b>Anions and Nutrients (QCLot: 1303330)</b>										
VA24A0783-001	Anonymous	Sulfate (as SO4)	14808-79-8	E235.SO4	103 mg/L	100 mg/L	103	75.0	125	----
<b>Anions and Nutrients (QCLot: 1303853)</b>										
VA24A0783-001	Anonymous	Kjeldahl nitrogen, total [TKN]	----	E318	2.52 mg/L	2.5 mg/L	101	70.0	130	----
<b>Anions and Nutrients (QCLot: 1303856)</b>										
VA24A0780-001	Anonymous	Nitrogen, total	7727-37-9	E366	0.413 mg/L	0.4 mg/L	103	70.0	130	----
<b>Anions and Nutrients (QCLot: 1303857)</b>										
VA24A0780-001	Anonymous	Phosphorus, total	7723-14-0	E372-U	0.0454 mg/L	0.05 mg/L	90.8	70.0	130	----
<b>Anions and Nutrients (QCLot: 1303859)</b>										
VA24A0780-001	Anonymous	Ammonia, total (as N)	7664-41-7	E298	0.0986 mg/L	0.1 mg/L	98.6	75.0	125	----
<b>Organic / Inorganic Carbon (QCLot: 1303854)</b>										
VA24A0783-001	Anonymous	Carbon, dissolved organic [DOC]	----	E358-L	5.02 mg/L	5 mg/L	100	70.0	130	----
<b>Total Sulfides (QCLot: 1304223)</b>										
CG2400458-002	Anonymous	Sulfide, total (as S)	18496-25-8	E395	0.216 mg/L	0.2 mg/L	108	75.0	125	----
<b>Total Metals (QCLot: 1303952)</b>										
VA24A0811-001	Anonymous	Aluminum, total	7429-90-5	E420	0.412 mg/L	0.4 mg/L	103	70.0	130	----
		Antimony, total	7440-36-0	E420	0.0381 mg/L	0.04 mg/L	95.2	70.0	130	----
		Arsenic, total	7440-38-2	E420	0.0404 mg/L	0.04 mg/L	101	70.0	130	----
		Barium, total	7440-39-3	E420	0.0398 mg/L	0.04 mg/L	99.6	70.0	130	----





Sub-Matrix: **Water**

					Matrix Spike (MS) Report					
					Spike		Recovery (%)	Recovery Limits (%)		
Laboratory sample ID	Client sample ID	Analyte	CAS Number	Method	Concentration	Target	MS	Low	High	Qualifier
<b>Total Metals (QCLot: 1303952) - continued</b>										
VA24A0811-001	Anonymous	Beryllium, total	7440-41-7	E420	0.0763 mg/L	0.08 mg/L	95.4	70.0	130	----
		Bismuth, total	7440-69-9	E420	0.0174 mg/L	0.02 mg/L	87.2	70.0	130	----
		Boron, total	7440-42-8	E420	0.196 mg/L	0.2 mg/L	97.8	70.0	130	----
		Cadmium, total	7440-43-9	E420	0.00758 mg/L	0.008 mg/L	94.8	70.0	130	----
		Calcium, total	7440-70-2	E420	ND mg/L	8 mg/L	ND	70.0	130	----
		Cesium, total	7440-46-2	E420	0.0188 mg/L	0.02 mg/L	93.8	70.0	130	----
		Chromium, total	7440-47-3	E420	0.0806 mg/L	0.08 mg/L	101	70.0	130	----
		Cobalt, total	7440-48-4	E420	0.0395 mg/L	0.04 mg/L	98.7	70.0	130	----
		Copper, total	7440-50-8	E420	0.0372 mg/L	0.04 mg/L	93.0	70.0	130	----
		Iron, total	7439-89-6	E420	3.90 mg/L	4 mg/L	97.4	70.0	130	----
		Lead, total	7439-92-1	E420	0.0361 mg/L	0.04 mg/L	90.3	70.0	130	----
		Lithium, total	7439-93-2	E420	0.194 mg/L	0.2 mg/L	97.1	70.0	130	----
		Magnesium, total	7439-95-4	E420	ND mg/L	2 mg/L	ND	70.0	130	----
		Manganese, total	7439-96-5	E420	0.0396 mg/L	0.04 mg/L	99.0	70.0	130	----
		Molybdenum, total	7439-98-7	E420	ND mg/L	0.04 mg/L	ND	70.0	130	----
		Nickel, total	7440-02-0	E420	0.0769 mg/L	0.08 mg/L	96.2	70.0	130	----
		Phosphorus, total	7723-14-0	E420	21.7 mg/L	20 mg/L	108	70.0	130	----
		Potassium, total	7440-09-7	E420	8.50 mg/L	8 mg/L	106	70.0	130	----
		Rubidium, total	7440-17-7	E420	0.0411 mg/L	0.04 mg/L	103	70.0	130	----
		Selenium, total	7782-49-2	E420	0.0817 mg/L	0.08 mg/L	102	70.0	130	----
		Silicon, total	7440-21-3	E420	20.8 mg/L	20 mg/L	104	70.0	130	----
		Silver, total	7440-22-4	E420	0.00709 mg/L	0.008 mg/L	88.7	70.0	130	----
		Sodium, total	7440-23-5	E420	ND mg/L	4 mg/L	ND	70.0	130	----
		Strontium, total	7440-24-6	E420	ND mg/L	0.04 mg/L	ND	70.0	130	----
		Sulfur, total	7704-34-9	E420	ND mg/L	40 mg/L	ND	70.0	130	----
		Tellurium, total	13494-80-9	E420	0.0776 mg/L	0.08 mg/L	97.0	70.0	130	----
		Thallium, total	7440-28-0	E420	0.00728 mg/L	0.008 mg/L	91.1	70.0	130	----
		Thorium, total	7440-29-1	E420	0.0388 mg/L	0.04 mg/L	96.9	70.0	130	----
		Tin, total	7440-31-5	E420	0.0394 mg/L	0.04 mg/L	98.6	70.0	130	----
		Titanium, total	7440-32-6	E420	0.0818 mg/L	0.08 mg/L	102	70.0	130	----
		Tungsten, total	7440-33-7	E420	0.0393 mg/L	0.04 mg/L	98.2	70.0	130	----
		Uranium, total	7440-61-1	E420	0.00786 mg/L	0.008 mg/L	98.2	70.0	130	----
		Vanadium, total	7440-62-2	E420	0.210 mg/L	0.2 mg/L	105	70.0	130	----
		Zinc, total	7440-66-6	E420	0.762 mg/L	0.8 mg/L	95.3	70.0	130	----
		Zirconium, total	7440-67-7	E420	0.0810 mg/L	0.08 mg/L	101	70.0	130	----



Sub-Matrix: **Water**


					Matrix Spike (MS) Report					
					Spike		Recovery (%)	Recovery Limits (%)		
Laboratory sample ID	Client sample ID	Analyte	CAS Number	Method	Concentration	Target	MS	Low	High	Qualifier
<b>Total Metals (QCLot: 1304352)</b>										
VA24A0535-002	Anonymous	Mercury, total	7439-97-6	E508	0.000433 mg/L	0.0005 mg/L	86.6	70.0	130	----
<b>Dissolved Metals (QCLot: 1304286)</b>										
VA24A0794-002	WLNH US1	Aluminum, dissolved	7429-90-5	E421	0.207 mg/L	0.2 mg/L	103	70.0	130	----
		Antimony, dissolved	7440-36-0	E421	0.0215 mg/L	0.02 mg/L	107	70.0	130	----
		Arsenic, dissolved	7440-38-2	E421	0.0204 mg/L	0.02 mg/L	102	70.0	130	----
		Barium, dissolved	7440-39-3	E421	0.0195 mg/L	0.02 mg/L	97.4	70.0	130	----
		Beryllium, dissolved	7440-41-7	E421	0.0406 mg/L	0.04 mg/L	101	70.0	130	----
		Bismuth, dissolved	7440-69-9	E421	0.0109 mg/L	0.01 mg/L	109	70.0	130	----
		Boron, dissolved	7440-42-8	E421	0.101 mg/L	0.1 mg/L	101	70.0	130	----
		Cadmium, dissolved	7440-43-9	E421	0.00412 mg/L	0.004 mg/L	103	70.0	130	----
		Calcium, dissolved	7440-70-2	E421	4.00 mg/L	4 mg/L	100	70.0	130	----
		Cesium, dissolved	7440-46-2	E421	0.0108 mg/L	0.01 mg/L	108	70.0	130	----
		Chromium, dissolved	7440-47-3	E421	0.0421 mg/L	0.04 mg/L	105	70.0	130	----
		Cobalt, dissolved	7440-48-4	E421	0.0206 mg/L	0.02 mg/L	103	70.0	130	----
		Copper, dissolved	7440-50-8	E421	0.0201 mg/L	0.02 mg/L	100	70.0	130	----
		Iron, dissolved	7439-89-6	E421	2.05 mg/L	2 mg/L	102	70.0	130	----
		Lead, dissolved	7439-92-1	E421	0.0215 mg/L	0.02 mg/L	108	70.0	130	----
		Lithium, dissolved	7439-93-2	E421	0.103 mg/L	0.1 mg/L	103	70.0	130	----
		Magnesium, dissolved	7439-95-4	E421	1.01 mg/L	1 mg/L	101	70.0	130	----
		Manganese, dissolved	7439-96-5	E421	0.0213 mg/L	0.02 mg/L	106	70.0	130	----
		Molybdenum, dissolved	7439-98-7	E421	0.0205 mg/L	0.02 mg/L	102	70.0	130	----
		Nickel, dissolved	7440-02-0	E421	0.0417 mg/L	0.04 mg/L	104	70.0	130	----
		Phosphorus, dissolved	7723-14-0	E421	10.4 mg/L	10 mg/L	104	70.0	130	----
		Potassium, dissolved	7440-09-7	E421	4.50 mg/L	4 mg/L	112	70.0	130	----
		Rubidium, dissolved	7440-17-7	E421	0.0201 mg/L	0.02 mg/L	100	70.0	130	----
		Selenium, dissolved	7782-49-2	E421	0.0402 mg/L	0.04 mg/L	101	70.0	130	----
		Silicon, dissolved	7440-21-3	E421	10.0 mg/L	10 mg/L	100	70.0	130	----
		Silver, dissolved	7440-22-4	E421	0.00429 mg/L	0.004 mg/L	107	70.0	130	----
		Sodium, dissolved	7440-23-5	E421	2.22 mg/L	2 mg/L	111	70.0	130	----
		Strontium, dissolved	7440-24-6	E421	0.0212 mg/L	0.02 mg/L	106	70.0	130	----
		Sulfur, dissolved	7704-34-9	E421	20.9 mg/L	20 mg/L	104	70.0	130	----
		Tellurium, dissolved	13494-80-9	E421	0.0419 mg/L	0.04 mg/L	105	70.0	130	----
		Thallium, dissolved	7440-28-0	E421	0.00428 mg/L	0.004 mg/L	107	70.0	130	----
		Thorium, dissolved	7440-29-1	E421	0.0167 mg/L	0.02 mg/L	83.6	70.0	130	----
		Tin, dissolved	7440-31-5	E421	0.0210 mg/L	0.02 mg/L	105	70.0	130	----



Sub-Matrix: Water

					Matrix Spike (MS) Report					
					Spike		Recovery (%)	Recovery Limits (%)		
Laboratory sample ID	Client sample ID	Analyte	CAS Number	Method	Concentration	Target	MS	Low	High	Qualifier
<b>Dissolved Metals (QCLot: 1304286) - continued</b>										
VA24A0794-002	WLNGH US1	Titanium, dissolved	7440-32-6	E421	0.0409 mg/L	0.04 mg/L	102	70.0	130	----
		Tungsten, dissolved	7440-33-7	E421	0.0213 mg/L	0.02 mg/L	106	70.0	130	----
		Uranium, dissolved	7440-61-1	E421	0.00441 mg/L	0.004 mg/L	110	70.0	130	----
		Vanadium, dissolved	7440-62-2	E421	0.104 mg/L	0.1 mg/L	104	70.0	130	----
		Zinc, dissolved	7440-66-6	E421	0.409 mg/L	0.4 mg/L	102	70.0	130	----
		Zirconium, dissolved	7440-67-7	E421	0.0433 mg/L	0.04 mg/L	108	70.0	130	----
<b>Dissolved Metals (QCLot: 1304358)</b>										
VA24A0751-002	Anonymous	Mercury, dissolved	7439-97-6	E509	0.000102 mg/L	0.0001 mg/L	102	70.0	130	----
<b>Speciated Metals (QCLot: 1303341)</b>										
VA24A0794-002	WLNGH US1	Chromium, hexavalent [Cr VI], dissolved	18540-29-9	E532A	0.251 mg/L	0.25 mg/L	100	70.0	130	----
<b>Speciated Metals (QCLot: 1303342)</b>										
VA24A0794-002	WLNGH US1	Chromium, hexavalent [Cr VI], total	18540-29-9	E532	0.242 mg/L	0.25 mg/L	96.9	70.0	130	----
<b>Aggregate Organics (QCLot: 1304976)</b>										
VA24A0531-001	Anonymous	Phenols, total (4AAP)	----	E562	0.0191 mg/L	0.02 mg/L	95.5	75.0	125	----
<b>Aggregate Organics (QCLot: 1307013)</b>										
FJ2400098-002	Anonymous	Chemical oxygen demand [COD]	----	E559-L	99 mg/L	100 mg/L	98.8	75.0	125	----
<b>Aggregate Organics (QCLot: 1307014)</b>										
VA24A0794-004	Field Blank	Chemical oxygen demand [COD]	----	E559-L	113 mg/L	100 mg/L	113	75.0	125	----



 <b>Eagle Mountain - Woodfibre Gas Pipeline Project</b> <b>Woodfibre Site Waste Discharge Approval</b> <b>AE-111973 Report</b>	Reporting Week	Jan 15 <sup>th</sup> to Jan 21 <sup>st</sup> , 2024
	Report #	5
	Appendix	B

## Receiving Environment Field Notes and Logs



# FortisBC Eagle Mountain-Woodfibre Gas Pipeline

## Water Discharge Authorization Water Quality Monitoring

2024-1-15-Chan-7ED7F

<b>Project Component:</b>	Tunnel	<b>Site Name:</b>	Receiving Environment - Upstream of Discharge
<b>Inspection Date:</b>	01/15/2024	<b>Location:</b>	WLNG
<b>Triton QP:</b>	Aegean Chan	<b>Latitude/Longitude:</b>	49.6683 -123.247958
<b>Temperature(c):</b>	Low -5 High 1	<b>Permit:</b>	PE 110136
<b>Weather Conditions:</b>	Clear	<b>Ground Conditions:</b>	Frozen

### Observations

**Time:** 11:30:00      **Flow Volume (visual):** moderate

**Notes:**

**Odour Detected?:** No      **Notes:**

**Unusual Colour?:** No      **Notes:**

**Unusual Observations?:** No      **Notes:**

**Sheen on Water?:** No      **Notes:**

### Samples Collected - Parameters

<b>Total Metals + Mercury</b>	Yes	<b>General Parameters (Alkalinity)</b>	Yes	<b>Other Sample:</b>	
<b>Dissolved Metals + Mercury</b>	Yes	<b>Total Sulfide, Unionized Sulfide</b>	Yes		Duplicate sample
<b>TSS</b>	Yes	<b>Anions</b>	Yes		
<b>TDS</b>	Yes	<b>VOC/VPH</b>	No	<b>QA Samples:</b>	Yes
<b>Nutrients</b>	Yes	<b>EPH, PAH, LEPH/HEPH</b>	No		Duplicate sample
<b>DOC</b>	Yes	<b>Trout LC50</b>	No		

### Logger Maintenance

<b>Logger Maintenance Performed?</b>	No	<b>Photo of COC with Lab Signature?</b>	Yes
<b>Describe Logger Maintenance</b>			

Photos



**Photo:** 1  
**Location:** Downstream  
**Description:** Downstream location - US View

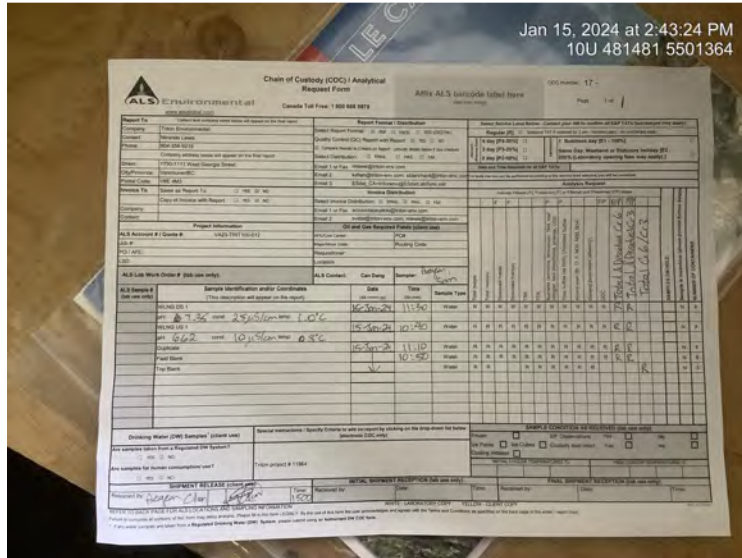


**Photo:** 2  
**Location:** Downstream  
**Description:** Downstream location - DS View

Photos



**Photo:** 3  
**Location:** Downstream  
**Description:** Downstream location - Across View



**Photo:** 4  
**Location:** Lab COC  
**Description:** Lab COC





2024-1-15-Chan-7ED7F

**Sign Off**

**Report Prepared By:** Aegean Chan

**Report Reviewed:** Yes

**Report Reviewer:** Miranda Lewis

**Professional(s) of Record:** N/A

**Name:**

**Designation:**

**Designation Number:**



# FortisBC Eagle Mountain-Woodfibre Gas Pipeline

## Water Discharge Authorization Water Quality Monitoring

2024-1-15-Chan-3EE17

<b>Project Component:</b>	Tunnel	<b>Site Name:</b>	Receiving Environment - Upstream of Discharge
<b>Inspection Date:</b>	01/15/2024	<b>Location:</b>	WLNG
<b>Triton QP:</b>	Aegean Chan	<b>Latitude/Longitude:</b>	49.669455      -123.25087
<b>Temperature(c):</b> Low -5                      High 1		<b>Permit:</b>	PE 110136
<b>Weather Conditions:</b>	Clear	<b>Ground Conditions:</b>	Frozen

### Observations

**Time:** 10:40:00      **Flow Volume (visual):** moderate

**Notes:**

**Odour Detected?:** No              **Notes:**

**Unusual Colour?:** No              **Notes:**

**Unusual Observations?:** No              **Notes:**

**Sheen on Water?:** No              **Notes:**


### Samples Collected - Parameters

<b>Total Metals + Mercury</b>	Yes	<b>General Parameters (Alkalinity)</b>	Yes	<b>Other Sample:</b>
<b>Dissolved Metals + Mercury</b>	Yes	<b>Total Sulfide, Unionized Sulfide</b>	Yes	N/A
<b>TSS</b>	Yes	<b>Anions</b>	Yes	
<b>TDS</b>	Yes	<b>VOC/VPH</b>	No	<b>QA Samples:</b> Yes
<b>Nutrients</b>	Yes	<b>EPH, PAH, LEPH/HEPH</b>	No	N/A
<b>DOC</b>	Yes	<b>Trout LC50</b>	No	

### Logger Maintenance

<b>Logger Maintenance Performed?</b>	No	<b>Photo of COC with Lab Signature?</b>	Yes
<b>Describe Logger Maintenance</b>			

Photos



**Photo:** 1  
**Location:** Upstream  
**Description:** Upstream location - US View

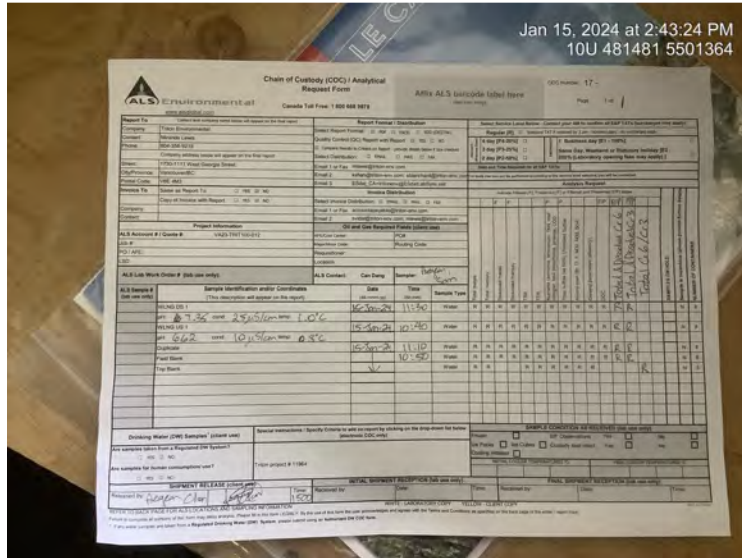


**Photo:** 2  
**Location:** Upstream  
**Description:** Upstream location - DS View

**Photos**



**Photo:** 3  
**Location:** Upstream  
**Description:** Upstream location - Across View



**Photo:** 4  
**Location:** Lab COC  
**Description:** Lab COC

**Sign Off**

**Report Prepared By:** Aegean Chan

**Report Reviewed:** Yes

**Report Reviewer:** Miranda Lewis

**Professional(s) of Record:** N/A

**Name:**

**Designation:**

**Designation Number:**