



Reporting Week	Jan 2 nd to Jan 8 th
Report #	5
Page	1 of 6

Eagle Mountain - Woodfibre Gas Pipeline Project

BCER Waste Discharge Approval Report—BC Rail Site Sampling and Monitoring

Report Period: January 2nd to January 8th, 2024




Reporting Week	Jan 2 nd to Jan 8 th
Report #	5
Page	2 of 6

Contents

Preamble	3
Introduction	3
Sampling Methodology	4
Summary	5
Activities	5
Point of Discharge from Water Treatment System Summary	5
Exceedance details	5
Receiving Environment Summary.....	5
Exceedance details	6

Appendix A: Point of Discharge from Water Treatment System Documentation

Appendix B: Receiving Environment Documentation

 Eagle Mountain - Woodfibre Gas Pipeline Project BC Rail Waste Discharge Approval AE-111824 Report	Reporting Week	Jan 2 nd to Jan 8 th
	Report #	5
	Page	3 of 6

Preamble

This is a report for the British Columbia Energy Regulator (BCER) Waste Discharge Approval (BCER number AE 111824) for the FortisBC Eagle Mountain – Woodfibre Gas Pipeline (EGP) Project for the BC Rail Site. This report covers the period of January 2nd to January 8th, 2024 and includes the results of water quality monitoring and sampling of the receiving environment (upstream and downstream) in the Squamish River. During this timeframe no discharge into the receiving environment in the Squamish River occurred from the BC Rail site water treatment plant.

FortisBC has retained Triton Environmental Consultants Ltd. as the Qualified Professional to implement and oversee the monitoring and sampling program in the receiving environment. The data represented below, including laboratory reported exceedances, represent background conditions of the receiving environment, and are not related to EGP Project activities. The data collected and reported on represents background water quality conditions at the two receiving environment sampling sites as shown on the approved Waste Discharge Approval AE-111824.


Water Treatment Plant Update

Since the issuance of the Waste Discharge Approval (AE 111824) on September 29, 2023, FortisBC’s tunnel contractor Frontier-Kemper Michels Joint Venture (FKM) has commenced setting up the water treatment plant (WTP) including the installing the plumbing, pumps & equipment, and treatment chemicals. The commissioning process of the WTP began on October 22, 2023 and is continuing to date. Water will be sampled to confirm that the batch from the WTP meets the British Columbia Approved and Working Water Quality Guidelines for Freshwater & Marine Aquatic Life requirements prior to discharge as outlined in the Waste Discharge Approval.

Introduction

The results provided in this document are submitted to BC Energy Regulator (BCER) by FortisBC as per the requirements listed in the Waste Discharge Approval AE-111824 Section 4.2:

The Approval Holder shall summarize the results of the discharge and receiving environment compliance sampling and monitoring program in a report that shall be submitted weekly over the term of this approval. The sampling and monitoring results shall be suitably tabulated and include comparison to the respective British Columbia Approved and Working Water Quality Guidelines for Freshwater & Marine Aquatic Life, as published by the Ministry of Environment & Climate Change Strategy. Any exceedance of regulatory guidelines shall be clearly highlighted, and any missed sampling events/missing date shall be identified with an explanation provided. Reporting frequency may be reduced upon a history of compliance and by written confirmation from the BCER. These reports shall be submitted to Waste.Management@bc-er.ca. A copy of the reports shall be provided to each First Nation consulted with regarding this subject approval,

 Eagle Mountain - Woodfibre Gas Pipeline Project BC Rail Waste Discharge Approval AE-111824 Report	Reporting Week	Jan 2 nd to Jan 8 th
	Report #	5
	Page	4 of 6

and also made publicly available on the FortisBC Eagle Mountain-Woodfibre Gas Pipeline Project | Talking Energy webpage.

FortisBC requests that the BCER confirm the receipt of this submittal and confirm that the submission meets the requirements of reporting. Future reports will use this format unless otherwise directed by BCER.

Sampling Methodology

The monitoring and sampling has been carried out in accordance with the procedures described in the most recent edition of the “British Columbia Field Sampling Manual” using field equipment and lab samples to meet daily and real time requirements for the Waste Discharge Approval.

At the receiving environment, real time daily field readings of pH, temperature, NTU, electrical conductivity, DO, ORP and salinity are being taken using an AquaTROLL 600 datalogger upstream and downstream in the river. Visible sheen will be monitored with visual inspections during times of discharge or sampling. Real time and daily readings are being monitored at the same time with one piece of equipment, allowing all the daily readings real time.


At the point of discharge from the WTP, the parameters are being monitored using field equipment (YSI ProDSS) and sondes/real time meters make and models to be confirmed by the contractor. Table 1 and Table 2 below show how each parameter is being monitored.

Table 1. Monitoring Process at Point of Discharge from Water Treatment System at the BC Rail Site

Permit Frequency	Parameters	Details
Daily	Visible Sheen	In field inspection
Daily (or per batch)	DO	Monitoring using YSI ProDSS
	ORP	Monitoring using YSI ProDSS
	Salinity	Monitoring using YSI ProDSS
Real Time (or per batch)	pH	Monitoring using YSI ProDSS
	Temperature	Monitoring using YSI ProDSS
	NTU	Monitoring using YSI ProDSS
	Electrical Conductivity	Monitoring using YSI ProDSS
Weekly (or per batch) Lab Samples	List prescribed in permit	Lab samples

Table 2. Receiving Environment (upstream and downstream) Monitoring Process

Permit Frequency	Parameters	Details
Daily	Visible Sheen	In field inspection
Daily	DO	Monitoring using Sonde- AquaTROLL 600 datalogger
	ORP	Monitoring using Sonde- AquaTROLL 600 datalogger
	Salinity	Monitoring using Sonde- AquaTROLL 600 datalogger
Real Time	pH	Monitoring using Sonde- AquaTROLL 600 datalogger
	Temperature	Monitoring using Sonde- AquaTROLL 600 datalogger
	NTU	Monitoring using Sonde- AquaTROLL 600 datalogger

 Eagle Mountain - Woodfibre Gas Pipeline Project BC Rail Waste Discharge Approval AE-111824 Report	Reporting Week	Jan 2 nd to Jan 8 th
	Report #	5
	Page	5 of 6

Permit Frequency	Parameters	Details
	Electrical Conductivity	Monitoring using Sonde- AquaTROLL 600 datalogger
Weekly Lab Samples	List prescribed in permit	Lab samples

Receiving Environment equipment details: Sondes: Aqua-TROLL 600 made by In-Situ Inc. Sondes set up to log temperature, specific conductivity, salinity (in PSU), pH, ORP, DO (mg/L), and turbidity (NTU) at 10 minute intervals.

Point of Discharge from the WTP equipment details: YSI ProDSS with pH, conductivity, DO, ORP and turbidity probe that measure pH, temperature, NTU, electrical conductivity, ORP, DO and salinity

Summary

Activities

- No discharges to the receiving environment have occurred from the WTP within this reporting period. The WTP is currently being commissioned.

Point of Discharge from Water Treatment System (BC Rail Site) Summary

N/A - No discharge occurred during the reporting period.

Exceedance details

N/A - No discharge occurred during the reporting period.

Receiving Environment Summary


The receiving environment is being monitored as a permit requirement, currently, there are no discharges from the WTP to the receiving environment, so all recorded exceedances in the laboratory report are not project related and existing background quality.

Table 3: Upstream Monitoring Information

Date of Lab Sample	Real Time Monitored	Field Samples Taken	Results
2024-01-02	Yes *	Yes *	Full set of lab sample results, photo and documentation are provided in Appendix B.

Table 4: Downstream Monitoring Information


Date of Lab Sample	Real Time Monitored	Field Samples Taken	Results
2023-01-02	Yes *	Yes *	Full set of lab sample results, photo and documentation are provided in Appendix B.

 Eagle Mountain - Woodfibre Gas Pipeline Project BC Rail Waste Discharge Approval AE-111824 Report	Reporting Week	Jan 2 nd to Jan 8 th
	Report #	5
	Page	6 of 6


* Sondes set up to log temperature, specific conductivity, salinity (in PSU), pH, ORP, DO (mg/L), and turbidity (NTU) at 10 minute intervals.

Receiving Environment Monitoring Details


- Daily visible sheen checks have not been conducted in the receiving environment as there have not been any discharges from the WTP.
- All receiving environment lab results are in Appendix B.
- Recorded exceedances in the laboratory and field samples collected from the receiving environment (upstream and downstream) are indicative of the existing background water quality in the Squamish River, and are not related to the EGP Project activities.

 Eagle Mountain - Woodfibre Gas Pipeline Project BC Rail Waste Discharge Approval AE-111824 Report	Reporting Week	Jan 2 nd -Jan 8 th , 2024
	Report #	5
	Appendix	A


Appendix A Point of Discharge from Water Treatment Plant Documentation

 Eagle Mountain - Woodfibre Gas Pipeline Project BC Rail Waste Discharge Approval AE-111824 Report	Reporting Week	Jan 2 nd -Jan 8 th , 2024
	Report #	5
	Appendix	A


No discharge from the water treatment plant, nothing to report

 Eagle Mountain - Woodfibre Gas Pipeline Project BC Rail Waste Discharge Approval AE-111824 Report	Reporting Week	Jan 2 nd to Jan 8 th , 2024
	Report #	5
	Appendix	B

Appendix B Receiving Environment Documentation

 Eagle Mountain - Woodfibre Gas Pipeline Project BC Rail Waste Discharge Approval AE-111824 Report	Reporting Week	Jan 2 nd to Jan 8 th , 2024
	Report #	5
	Appendix	B

Receiving Environment Sample Analysis

 Eagle Mountain - Woodfibre Gas Pipeline Project BC Rail Waste Discharge Approval AE-111824 Report	Reporting Week	Jan 2 nd to Jan 8 th , 2024
	Report #	5
	Appendix	B

Receiving Environment Lab Documentation



CERTIFICATE OF ANALYSIS (GUIDELINE EVALUATION)

Work Order	: VA24A0032	Page	: 1 of 8
Client	: Triton Environmental Consultants Ltd.	Laboratory	: ALS Environmental - Vancouver
Contact	: [REDACTED]	Account Manager	: [REDACTED]
Address	: Suite 1730, 1111 West Georgia St Vancouver BC Canada V6E 4M3	Address	: 8081 Lougheed Highway Burnaby, British Columbia Canada V5A 1W9
Telephone	: [REDACTED]	Telephone	: [REDACTED]
Project	: ----	Date Samples Received	: 02-Jan-2024 14:55
PO	: ----	Date Analysis Commenced	: 03-Jan-2024
C-O-C number	: ----	Issue Date	: 09-Jan-2024 10:09
Sampler	: ----		
Site	: Water Analysis		
Quote number	: VA23-TRIT100-012		
No. of samples received	: 5		
No. of samples analysed	: 5		

This report supersedes any previous report(s) with this reference. Results apply to the sample(s) as submitted. This document shall not be reproduced, except in full.

This Certificate of Analysis contains the following information:

- General Comments
- Analytical Results
- Guideline Comparison

Additional information pertinent to this report will be found in the following separate attachments: Quality Control Report, QC Interpretive report to assist with Quality Review and Sample Receipt Notification (SRN).

Signatories

This document has been electronically signed by the authorized signatories below. Electronic signing is conducted in accordance with US FDA 21 CFR Part 11.

<i>Signatories</i>	<i>Position</i>	<i>Laboratory Department</i>
Brooke Miller	Laboratory Analyst	Inorganics, Edmonton, Alberta
Dan Gebert	Laboratory Analyst	Metals, Burnaby, British Columbia
Erin Sanchez		Metals, Burnaby, British Columbia
Juanita Martis	Laboratory Analyst	Metals, Burnaby, British Columbia
Kim Jensen	Department Manager - Metals	Inorganics, Burnaby, British Columbia
Kim Jensen	Department Manager - Metals	Metals, Burnaby, British Columbia
Miles Gropen	Department Manager - Inorganics	Inorganics, Burnaby, British Columbia
Owen Cheng		Metals, Burnaby, British Columbia
Paolo Obillo	Account Manager Assistant	Administration, Burnaby, British Columbia
Tracy Harley	Supervisor - Water Quality Instrumentation	Inorganics, Burnaby, British Columbia



No Breaches Found

General Comments

The analytical methods used by ALS are developed using internationally recognized reference methods (where available), such as those published by US EPA, APHA Standard Methods, ASTM, ISO, Environment Canada, BC MOE, and Ontario MOE. Refer to the ALS Quality Control Interpretive report (QCI) for applicable references and methodology summaries. Reference methods may incorporate modifications to improve performance.

Where a reported less than (<) result is higher than the LOR, this may be due to primary sample extract/digestate dilution and/or insufficient sample for analysis.

Where the LOR of a reported result differs from standard LOR, this may be due to high moisture content, insufficient sample (reduced weight employed) or matrix interference.

Additional information pertinent to this report will be found in the following separate attachments: Quality Control Report, QA/QC Compliance Assessment to assist with Quality Review and Sample Receipt Notification.

When sampling time information is not provided by the client, sampling dates are shown without a time component. In these instances, the time component has been assumed by the laboratory for processing purposes.

Application of guidelines is provided "as is" without warranty of any kind, either expressed or implied, including, but not limited to fitness for a particular purpose, or non-infringement. ALS assumes no responsibility for errors or omissions in the information. Guidelines are not adjusted for the hardness, pH or temperature of the sample (the most conservative values are used). Measurement uncertainty is not applied to test results prior to comparison with specified criteria values.

Key : LOR: Limit of Reporting (detection limit).

<i>Unit</i>	<i>Description</i>
-	no units
°C	degrees celsius
µS/cm	microsiemens per centimetre
mg/L	milligrams per litre
pH units	pH units

>: greater than.

<: less than.

Red shading is applied where the result or the LOR is greater than the Guideline Upper Limit (or lower than the Guideline Lower Limit, if applicable).

For drinking water samples, Red shading is applied where the result for E.coli, fecal or total coliforms is greater than or equal to the Guideline Upper Limit.



Qualifiers

<i>Qualifier</i>	<i>Description</i>
DTC	<i>Dissolved concentration exceeds total. Results were confirmed by re-analysis.</i>
SP	<i>Sample was preserved at the laboratory.</i>



Analytical Results Evaluation

				Client sample ID	SQU DS 1	SQU US 1	Duplicate	Field Blank	Travel Blank	----	----
Matrix: Water				Sampling date/time	02-Jan-2024 11:40	02-Jan-2024 11:12	02-Jan-2024 00:00	02-Jan-2024 00:00	02-Jan-2024 00:00	----	----
				Sub-Matrix	Water	Water	Water	Water	Water	----	----
Analyte	CAS Number	Method/Lab	Unit	VA24A0032-001	VA24A0032-002	VA24A0032-003	VA24A0032-004	VA24A0032-005	-----	-----	
Field Tests											
Conductivity, field	----	EF001/VA	µS/cm	50.000	58.000	----	----	----	----	----	----
pH, field	----	EF001/VA	pH units	7.54	7.62	----	----	----	----	----	----
Temperature, field	----	EF001/VA	°C	4.50	4.60	----	----	----	----	----	----
Physical Tests											
Hardness (as CaCO3), dissolved	----	EC100/VA	mg/L	15.8	16.9	15.8	<0.60	----	----	----	----
Hardness (as CaCO3), from total Ca/Mg	----	EC100A/VA	mg/L	16.3	17.4	16.3	<0.60	<0.60	----	----	----
Solids, total dissolved [TDS]	----	E162/VA	mg/L	34	34	38	<10	<10	----	----	----
Solids, total suspended [TSS]	----	E160/VA	mg/L	<3.0	<3.0	<3.0	<3.0	<3.0	----	----	----
Alkalinity, total (as CaCO3)	----	E290/VA	mg/L	14.2	15.0	14.3	<2.0	<2.0	----	----	----
Anions and Nutrients											
Ammonia, total (as N)	7664-41-7	E298/VA	mg/L	0.106	0.224	0.0972	<0.0050	<0.0050	----	----	----
Bromide	24959-67-9	E235.Br-L/VA	mg/L	<0.050	<0.050	<0.050	<0.050	<0.050	----	----	----
Chloride	16887-00-6	E235.Cl/VA	mg/L	1.99	2.32	2.00	<0.50	<0.50	----	----	----
Fluoride	16984-48-8	E235.F/VA	mg/L	<0.020	<0.020	<0.020	<0.020	<0.020	----	----	----
Kjeldahl nitrogen, total [TKN]	----	E318/VA	mg/L	0.150	0.270	0.143	<0.050	<0.050	----	----	----
Nitrate (as N)	14797-55-8	E235.NO3-L/VA	mg/L	0.0634	0.0662	0.0632	<0.0050	<0.0050	----	----	----
Nitrite (as N)	14797-65-0	E235.NO2-L/VA	mg/L	<0.0010	0.0018	<0.0010	<0.0010	<0.0010	----	----	----
Nitrogen, total	7727-37-9	E366/VA	mg/L	0.219	0.342	0.213	<0.030	<0.030	----	----	----
Phosphorus, total	7723-14-0	E372-U/VA	mg/L	0.0148	0.0304	0.0147	<0.0020	<0.0020	----	----	----
Sulfate (as SO4)	14808-79-8	E235.SO4/VA	mg/L	4.52	4.74	4.52	<0.30	<0.30	----	----	----
Organic / Inorganic Carbon											
Carbon, dissolved organic [DOC]	----	E358-L/VA	mg/L	2.04	2.04	1.84	<0.50	----	----	----	----
Total Sulfides											
Sulfide, total (as S)	18496-25-8	E395/VA	mg/L	<0.0015	<0.0015	<0.0015	<0.0015	<0.0015	----	----	----
Sulfide, un-ionized (as H2S), from total	7783-06-4	EC395/VA	mg/L	<0.0015	<0.0015	----	----	----	----	----	----
Sulfide, total (as H2S)	7783-06-4	E395/VA	mg/L	<0.0016	<0.0016	<0.0016	<0.0016	<0.0016	----	----	----
Total Metals											



Analytical Results Evaluation

Matrix: Water				Client sample ID	SQU DS 1	SQU US 1	Duplicate	Field Blank	Travel Blank	----	----
				Sampling date/time	02-Jan-2024 11:40	02-Jan-2024 11:12	02-Jan-2024 00:00	02-Jan-2024 00:00	02-Jan-2024 00:00	----	----
				Sub-Matrix	Water	Water	Water	Water	Water	----	----
Analyte	CAS Number	Method/Lab	Unit	VA24A0032-001	VA24A0032-002	VA24A0032-003	VA24A0032-004	VA24A0032-005	-----	-----	
Total Metals											
Aluminum, total	7429-90-5	E420/VA	mg/L	0.121	0.117	0.122	<0.0030	<0.0030	----	----	
Antimony, total	7440-36-0	E420/VA	mg/L	<0.00010	<0.00010	<0.00010	<0.00010	<0.00010	----	----	
Arsenic, total	7440-38-2	E420/VA	mg/L	0.00014	0.00014	0.00015	<0.00010	<0.00010	----	----	
Barium, total	7440-39-3	E420/VA	mg/L	0.00856	0.00865	0.00877	<0.00010	<0.00010	----	----	
Beryllium, total	7440-41-7	E420/VA	mg/L	<0.000100	<0.000100	<0.000100	<0.000100	<0.000100	----	----	
Bismuth, total	7440-69-9	E420/VA	mg/L	<0.000050	<0.000050	<0.000050	<0.000050	<0.000050	----	----	
Boron, total	7440-42-8	E420/VA	mg/L	<0.010	<0.010	<0.010	<0.010	<0.010	----	----	
Cadmium, total	7440-43-9	E420/VA	mg/L	0.0000083	0.0000073	0.0000073	<0.0000050	<0.0000050	----	----	
Calcium, total	7440-70-2	E420/VA	mg/L	5.44	5.80	5.42	<0.050	<0.050	----	----	
Cesium, total	7440-46-2	E420/VA	mg/L	0.000016	0.000014	0.000016	<0.000010	<0.000010	----	----	
Chromium, total	7440-47-3	E420/VA	mg/L	<0.00050	<0.00050	<0.00050	<0.00050	<0.00050	----	----	
Cobalt, total	7440-48-4	E420/VA	mg/L	0.00010	<0.00010	<0.00010	<0.00010	<0.00010	----	----	
Copper, total	7440-50-8	E420/VA	mg/L	0.00090	0.00095	0.00090	<0.00050	<0.00050	----	----	
Iron, total	7439-89-6	E420/VA	mg/L	0.188	0.171	0.210	<0.010	<0.010	----	----	
Lead, total	7439-92-1	E420/VA	mg/L	<0.000050	<0.000050	<0.000050	<0.000050	<0.000050	----	----	
Lithium, total	7439-93-2	E420/VA	mg/L	<0.0010	<0.0010	<0.0010	<0.0010	<0.0010	----	----	
Magnesium, total	7439-95-4	E420/VA	mg/L	0.658	0.704	0.664	<0.0050	<0.0050	----	----	
Manganese, total	7439-96-5	E420/VA	mg/L	0.00917	0.00812	0.00961	<0.00010	<0.00010	----	----	
Mercury, total	7439-97-6	E508/VA	mg/L	<0.0000050	<0.0000050	<0.0000050	<0.0000050	<0.0000050	----	----	
Molybdenum, total	7439-98-7	E420/VA	mg/L	0.000513	0.000520	0.000508	<0.000050	<0.000050	----	----	
Nickel, total	7440-02-0	E420/VA	mg/L	<0.00050	<0.00050	<0.00050	<0.00050	<0.00050	----	----	
Phosphorus, total	7723-14-0	E420/VA	mg/L	<0.050	<0.050	<0.050	<0.050	<0.050	----	----	
Potassium, total	7440-09-7	E420/VA	mg/L	0.594	0.651	0.596	<0.050	<0.050	----	----	
Rubidium, total	7440-17-7	E420/VA	mg/L	0.00095	0.00087	0.00094	<0.00020	<0.00020	----	----	
Selenium, total	7782-49-2	E420/VA	mg/L	<0.000050	<0.000050	<0.000050	<0.000050	<0.000050	----	----	
Silicon, total	7440-21-3	E420/VA	mg/L	4.64	4.94	4.71	<0.10	<0.10	----	----	
Silver, total	7440-22-4	E420/VA	mg/L	<0.000010	<0.000010	<0.000010	<0.000010	<0.000010	----	----	
Sodium, total	7440-23-5	E420/VA	mg/L	2.29	2.62	2.30	<0.050	<0.050	----	----	
Strontium, total	7440-24-6	E420/VA	mg/L	0.0338	0.0358	0.0348	<0.00020	<0.00020	----	----	



Analytical Results Evaluation

Matrix: Water				Client sample ID	SQU DS 1	SQU US 1	Duplicate	Field Blank	Travel Blank	----	----
				Sampling date/time	02-Jan-2024 11:40	02-Jan-2024 11:12	02-Jan-2024 00:00	02-Jan-2024 00:00	02-Jan-2024 00:00	----	----
				Sub-Matrix	Water	Water	Water	Water	Water	----	----
Analyte	CAS Number	Method/Lab	Unit	VA24A0032-001	VA24A0032-002	VA24A0032-003	VA24A0032-004	VA24A0032-005	-----	-----	
Total Metals											
Sulfur, total	7704-34-9	E420/VA	mg/L	1.68	1.72	1.53	<0.50	<0.50	----	----	
Tellurium, total	13494-80-9	E420/VA	mg/L	<0.00020	<0.00020	<0.00020	<0.00020	<0.00020	----	----	
Thallium, total	7440-28-0	E420/VA	mg/L	<0.000010	<0.000010	<0.000010	<0.000010	<0.000010	----	----	
Thorium, total	7440-29-1	E420/VA	mg/L	<0.00010	<0.00010	<0.00010	<0.00010	<0.00010	----	----	
Tin, total	7440-31-5	E420/VA	mg/L	<0.00010	<0.00010	<0.00010	<0.00010	<0.00010	----	----	
Titanium, total	7440-32-6	E420/VA	mg/L	0.00381	0.00337	0.00384	<0.00030	<0.00030	----	----	
Tungsten, total	7440-33-7	E420/VA	mg/L	<0.00010	<0.00010	<0.00010	<0.00010	<0.00010	----	----	
Uranium, total	7440-61-1	E420/VA	mg/L	0.000042	0.000035	0.000040	<0.000010	<0.000010	----	----	
Vanadium, total	7440-62-2	E420/VA	mg/L	0.00111	0.00121	0.00111	<0.00050	<0.00050	----	----	
Zinc, total	7440-66-6	E420/VA	mg/L	<0.0030	<0.0030	<0.0030	<0.0030	<0.0030	----	----	
Zirconium, total	7440-67-7	E420/VA	mg/L	<0.00020	<0.00020	<0.00020	<0.00020	<0.00020	----	----	
Dissolved Metals											
Aluminum, dissolved	7429-90-5	E421/VA	mg/L	0.0416	0.0460	0.0441	<0.0010	----	----	----	
Antimony, dissolved	7440-36-0	E421/VA	mg/L	<0.00010	<0.00010	<0.00010	<0.00010	----	----	----	
Arsenic, dissolved	7440-38-2	E421/VA	mg/L	0.00011	0.00011	0.00011	<0.00010	----	----	----	
Barium, dissolved	7440-39-3	E421/VA	mg/L	0.00783	0.00785	0.00763	<0.00010	----	----	----	
Beryllium, dissolved	7440-41-7	E421/VA	mg/L	<0.000100	<0.000100	<0.000100	<0.000100	----	----	----	
Bismuth, dissolved	7440-69-9	E421/VA	mg/L	<0.000050	<0.000050	<0.000050	<0.000050	----	----	----	
Boron, dissolved	7440-42-8	E421/VA	mg/L	<0.010	<0.010	<0.010	<0.010	----	----	----	
Cadmium, dissolved	7440-43-9	E421/VA	mg/L	0.0000103	0.0000102	0.0000080	<0.0000050	----	----	----	
Calcium, dissolved	7440-70-2	E421/VA	mg/L	5.33	5.73	5.34	<0.050	----	----	----	
Cesium, dissolved	7440-46-2	E421/VA	mg/L	0.000013	0.000014	0.000012	<0.000010	----	----	----	
Chromium, dissolved	7440-47-3	E421/VA	mg/L	<0.00050	<0.00050	<0.00050	<0.00050	----	----	----	
Cobalt, dissolved	7440-48-4	E421/VA	mg/L	<0.00010	<0.00010	<0.00010	<0.00010	----	----	----	
Copper, dissolved	7440-50-8	E421/VA	mg/L	0.00072	0.00072	0.00069	<0.00020	----	----	----	
Iron, dissolved	7439-89-6	E421/VA	mg/L	0.100	0.087	0.101	<0.010	----	----	----	
Lead, dissolved	7439-92-1	E421/VA	mg/L	<0.000050	<0.000050	0.000219 ^{DTC}	<0.000050	----	----	----	
Lithium, dissolved	7439-93-2	E421/VA	mg/L	0.0010	<0.0010	<0.0010	<0.0010	----	----	----	



Analytical Results Evaluation

				Client sample ID	SQU DS 1	SQU US 1	Duplicate	Field Blank	Travel Blank	----	----
Matrix: Water											
				Sampling date/time	02-Jan-2024 11:40	02-Jan-2024 11:12	02-Jan-2024 00:00	02-Jan-2024 00:00	02-Jan-2024 00:00	----	----
				Sub-Matrix	Water	Water	Water	Water	Water	----	----
Analyte	CAS Number	Method/Lab	Unit	VA24A0032-001	VA24A0032-002	VA24A0032-003	VA24A0032-004	VA24A0032-005	-----	-----	
Dissolved Metals											
Magnesium, dissolved	7439-95-4	E421/VA	mg/L	0.615	0.637	0.602	<0.0050	----	----	----	----
Manganese, dissolved	7439-96-5	E421/VA	mg/L	0.00782	0.00643	0.00769	<0.00010	----	----	----	----
Mercury, dissolved	7439-97-6	E509/VA	mg/L	<0.0000050	<0.0000050	<0.0000050	<0.0000050	----	----	----	----
Molybdenum, dissolved	7439-98-7	E421/VA	mg/L	0.000528	0.000518	0.000499	<0.000050	----	----	----	----
Nickel, dissolved	7440-02-0	E421/VA	mg/L	<0.00050	<0.00050	<0.00050	<0.00050	----	----	----	----
Phosphorus, dissolved	7723-14-0	E421/VA	mg/L	<0.050	<0.050	<0.050	<0.050	----	----	----	----
Potassium, dissolved	7440-09-7	E421/VA	mg/L	0.550	0.576	0.541	<0.050	----	----	----	----
Rubidium, dissolved	7440-17-7	E421/VA	mg/L	0.00082	0.00082	0.00080	<0.00020	----	----	----	----
Selenium, dissolved	7782-49-2	E421/VA	mg/L	<0.000050	<0.000050	<0.000050	<0.000050	----	----	----	----
Silicon, dissolved	7440-21-3	E421/VA	mg/L	4.38	4.64	4.36	<0.050	----	----	----	----
Silver, dissolved	7440-22-4	E421/VA	mg/L	<0.000010	<0.000010	<0.000010	<0.000010	----	----	----	----
Sodium, dissolved	7440-23-5	E421/VA	mg/L	2.30	2.55	2.29	<0.050	----	----	----	----
Strontium, dissolved	7440-24-6	E421/VA	mg/L	0.0335	0.0338	0.0328	<0.00020	----	----	----	----
Sulfur, dissolved	7704-34-9	E421/VA	mg/L	1.31	1.38	1.39	<0.50	----	----	----	----
Tellurium, dissolved	13494-80-9	E421/VA	mg/L	<0.00020	<0.00020	<0.00020	<0.00020	----	----	----	----
Thallium, dissolved	7440-28-0	E421/VA	mg/L	<0.000010	<0.000010	<0.000010	<0.000010	----	----	----	----
Thorium, dissolved	7440-29-1	E421/VA	mg/L	<0.00010	<0.00010	<0.00010	<0.00010	----	----	----	----
Tin, dissolved	7440-31-5	E421/VA	mg/L	<0.00010	<0.00010	0.00011	<0.00010	----	----	----	----
Titanium, dissolved	7440-32-6	E421/VA	mg/L	0.00040	0.00046	0.00044	<0.00030	----	----	----	----
Tungsten, dissolved	7440-33-7	E421/VA	mg/L	<0.00010	<0.00010	<0.00010	<0.00010	----	----	----	----
Uranium, dissolved	7440-61-1	E421/VA	mg/L	0.000033	0.000030	0.000034	<0.000010	----	----	----	----
Vanadium, dissolved	7440-62-2	E421/VA	mg/L	0.00084	0.00096	0.00085	<0.00050	----	----	----	----
Zinc, dissolved	7440-66-6	E421/VA	mg/L	0.0011	0.0012	0.0011	<0.0010	----	----	----	----
Zirconium, dissolved	7440-67-7	E421/VA	mg/L	<0.00020	<0.00020	<0.00020	<0.00020	----	----	----	----
Dissolved mercury filtration location	----	EP509/VA	-	Field	Field	Field	Field	----	----	----	----
Dissolved metals filtration location	----	EP421/VA	-	Field	Field	Field	Field	----	----	----	----
Aggregate Organics											
Chemical oxygen demand [COD]	----	E559-L/VA	mg/L	15	<10	<10	<10	<10	<10	----	----



Analytical Results Evaluation

Matrix: Water				Client sample ID	SQU DS 1	SQU US 1	Duplicate	Field Blank	Travel Blank	----	----
				Sampling date/time	02-Jan-2024 11:40	02-Jan-2024 11:12	02-Jan-2024 00:00	02-Jan-2024 00:00	02-Jan-2024 00:00	----	----
				Sub-Matrix	Water	Water	Water	Water	Water	----	----
Analyte	CAS Number	Method/Lab	Unit	VA24A0032-001	VA24A0032-002	VA24A0032-003	VA24A0032-004	VA24A0032-005	-----	-----	
Aggregate Organics											
Phenols, total (4AAP)	----	E562/EO	mg/L	<0.0010	<0.0010	<0.0010	<0.0010	<0.0010 ^{SP}	----	----	

Please refer to the General Comments section for an explanation of any result qualifiers detected.

Please refer to the Accreditation section for an explanation of analyte accreditations.

Key:



CERTIFICATE OF ANALYSIS

Work Order : **VA24A0032**
Client : **Triton Environmental Consultants Ltd.**
Contact :
Address : Suite 1730, 1111 West Georgia St
 Vancouver BC Canada V6E 4M3
Telephone :
Project : ----
PO : ----
C-O-C number : ----
Sampler : ----
Site : Water Analysis
Quote number : VA23-TRIT100-012
No. of samples received : 5
No. of samples analysed : 5

Page : 1 of 6
Laboratory : ALS Environmental - Vancouver
Account Manager :
Address : 8081 Lougheed Highway
 Burnaby BC Canada V5A 1W9
Telephone :
Date Samples Received : 02-Jan-2024 14:55
Date Analysis Commenced : 03-Jan-2024
Issue Date : 09-Jan-2024 10:09

This report supersedes any previous report(s) with this reference. Results apply to the sample(s) as submitted. This document shall not be reproduced, except in full.

This Certificate of Analysis contains the following information:

- General Comments
- Analytical Results

Additional information pertinent to this report will be found in the following separate attachments: Quality Control Report, QC Interpretive report to assist with Quality Review and Sample Receipt Notification (SRN).

Signatories

This document has been electronically signed by the authorized signatories below. Electronic signing is conducted in accordance with US FDA 21 CFR Part 11.

<i>Signatories</i>	<i>Position</i>	<i>Laboratory Department</i>
Brooke Miller	Laboratory Analyst	Inorganics, Edmonton, Alberta
Dan Gebert	Laboratory Analyst	Metals, Burnaby, British Columbia
Erin Sanchez		Metals, Burnaby, British Columbia
Juanita Martis	Laboratory Analyst	Metals, Burnaby, British Columbia
Kim Jensen	Department Manager - Metals	Inorganics, Burnaby, British Columbia
Kim Jensen	Department Manager - Metals	Metals, Burnaby, British Columbia
Miles Gropen	Department Manager - Inorganics	Inorganics, Burnaby, British Columbia
Owen Cheng		Metals, Burnaby, British Columbia
Paolo Obillo	Account Manager Assistant	Administration, Burnaby, British Columbia
Tracy Harley	Supervisor - Water Quality Instrumentation	Inorganics, Burnaby, British Columbia



General Comments

The analytical methods used by ALS are developed using internationally recognized reference methods (where available), such as those published by US EPA, APHA Standard Methods, ASTM, ISO, Environment Canada, BC MOE, and Ontario MOE. Refer to the ALS Quality Control Interpretive report (QCI) for applicable references and methodology summaries. Reference methods may incorporate modifications to improve performance.

Where a reported less than (<) result is higher than the LOR, this may be due to primary sample extract/digestate dilution and/or insufficient sample for analysis.

Where the LOR of a reported result differs from standard LOR, this may be due to high moisture content, insufficient sample (reduced weight employed) or matrix interference.

Please refer to Quality Control Interpretive report (QCI) for information regarding Holding Time compliance.

Key : CAS Number: Chemical Abstracts Services number is a unique identifier assigned to discrete substances
LOR: Limit of Reporting (detection limit).

<i>Unit</i>	<i>Description</i>
-	no units
°C	degrees celsius
µS/cm	microsiemens per centimetre
mg/L	milligrams per litre
pH units	pH units

<: less than.

>: greater than.

Surrogate: An analyte that is similar in behavior to target analyte(s), but that does not occur naturally in environmental samples. For applicable tests, surrogates are added to samples prior to analysis as a check on recovery.

Test results reported relate only to the samples as received by the laboratory.

UNLESS OTHERWISE STATED on SRN or QCI Report, ALL SAMPLES WERE RECEIVED IN ACCEPTABLE CONDITION.

Qualifiers

<i>Qualifier</i>	<i>Description</i>
DTC	Dissolved concentration exceeds total. Results were confirmed by re-analysis.
SP	Sample was preserved at the laboratory.



Analytical Results

Sub-Matrix: Water (Matrix: Water)					Client sample ID	SQU DS 1	SQU US 1	Duplicate	Field Blank	Travel Blank
Client sampling date / time					02-Jan-2024 11:40	02-Jan-2024 11:12	02-Jan-2024 00:00	02-Jan-2024 00:00	02-Jan-2024 00:00	
Analyte	CAS Number	Method/Lab	LOR	Unit	VA24A0032-001	VA24A0032-002	VA24A0032-003	VA24A0032-004	VA24A0032-005	
					Result	Result	Result	Result	Result	
Field Tests										
Conductivity, field	----	EF001/VA	0.10	µS/cm	50.000	58.000	----	----	----	
pH, field	----	EF001/VA	0.10	pH units	7.54	7.62	----	----	----	
Temperature, field	----	EF001/VA	0.10	°C	4.50	4.60	----	----	----	
Physical Tests										
Hardness (as CaCO3), dissolved	----	EC100/VA	0.60	mg/L	15.8	16.9	15.8	<0.60	----	
Hardness (as CaCO3), from total Ca/Mg	----	EC100A/VA	0.60	mg/L	16.3	17.4	16.3	<0.60	<0.60	
Solids, total dissolved [TDS]	----	E162/VA	10	mg/L	34	34	38	<10	<10	
Solids, total suspended [TSS]	----	E160/VA	3.0	mg/L	<3.0	<3.0	<3.0	<3.0	<3.0	
Alkalinity, total (as CaCO3)	----	E290/VA	2.0	mg/L	14.2	15.0	14.3	<2.0	<2.0	
Anions and Nutrients										
Ammonia, total (as N)	7664-41-7	E298/VA	0.0050	mg/L	0.106	0.224	0.0972	<0.0050	<0.0050	
Bromide	24959-67-9	E235.Br-L/VA	0.050	mg/L	<0.050	<0.050	<0.050	<0.050	<0.050	
Chloride	16887-00-6	E235.Cl/VA	0.50	mg/L	1.99	2.32	2.00	<0.50	<0.50	
Fluoride	16984-48-8	E235.F/VA	0.020	mg/L	<0.020	<0.020	<0.020	<0.020	<0.020	
Kjeldahl nitrogen, total [TKN]	----	E318/VA	0.050	mg/L	0.150	0.270	0.143	<0.050	<0.050	
Nitrate (as N)	14797-55-8	E235.NO3-LV A	0.0050	mg/L	0.0634	0.0662	0.0632	<0.0050	<0.0050	
Nitrite (as N)	14797-65-0	E235.NO2-LV A	0.0010	mg/L	<0.0010	0.0018	<0.0010	<0.0010	<0.0010	
Nitrogen, total	7727-37-9	E366/VA	0.030	mg/L	0.219	0.342	0.213	<0.030	<0.030	
Phosphorus, total	7723-14-0	E372-U/VA	0.0020	mg/L	0.0148	0.0304	0.0147	<0.0020	<0.0020	
Sulfate (as SO4)	14808-79-8	E235.SO4/VA	0.30	mg/L	4.52	4.74	4.52	<0.30	<0.30	
Organic / Inorganic Carbon										
Carbon, dissolved organic [DOC]	----	E358-L/VA	0.50	mg/L	2.04	2.04	1.84	<0.50	----	
Total Sulfides										
Sulfide, total (as S)	18496-25-8	E395/VA	0.0015	mg/L	<0.0015	<0.0015	<0.0015	<0.0015	<0.0015	
Sulfide, un-ionized (as H2S), from total	7783-06-4	EC395/VA	0.0015	mg/L	<0.0015	<0.0015	----	----	----	
Sulfide, total (as H2S)	7783-06-4	E395/VA	0.0016	mg/L	<0.0016	<0.0016	<0.0016	<0.0016	<0.0016	
Total Metals										
Aluminum, total	7429-90-5	E420/VA	0.0030	mg/L	0.121	0.117	0.122	<0.0030	<0.0030	



Analytical Results

Sub-Matrix: Water (Matrix: Water)					Client sample ID	SQU DS 1	SQU US 1	Duplicate	Field Blank	Travel Blank
Client sampling date / time					02-Jan-2024 11:40	02-Jan-2024 11:12	02-Jan-2024 00:00	02-Jan-2024 00:00	02-Jan-2024 00:00	
Analyte	CAS Number	Method/Lab	LOR	Unit	VA24A0032-001	VA24A0032-002	VA24A0032-003	VA24A0032-004	VA24A0032-005	
					Result	Result	Result	Result	Result	
Total Metals										
Antimony, total	7440-36-0	E420/VA	0.00010	mg/L	<0.00010	<0.00010	<0.00010	<0.00010	<0.00010	
Arsenic, total	7440-38-2	E420/VA	0.00010	mg/L	0.00014	0.00014	0.00015	<0.00010	<0.00010	
Barium, total	7440-39-3	E420/VA	0.00010	mg/L	0.00856	0.00865	0.00877	<0.00010	<0.00010	
Beryllium, total	7440-41-7	E420/VA	0.000100	mg/L	<0.000100	<0.000100	<0.000100	<0.000100	<0.000100	
Bismuth, total	7440-69-9	E420/VA	0.000050	mg/L	<0.000050	<0.000050	<0.000050	<0.000050	<0.000050	
Boron, total	7440-42-8	E420/VA	0.010	mg/L	<0.010	<0.010	<0.010	<0.010	<0.010	
Cadmium, total	7440-43-9	E420/VA	0.0000050	mg/L	0.0000083	0.0000073	0.0000073	<0.0000050	<0.0000050	
Calcium, total	7440-70-2	E420/VA	0.050	mg/L	5.44	5.80	5.42	<0.050	<0.050	
Cesium, total	7440-46-2	E420/VA	0.000010	mg/L	0.000016	0.000014	0.000016	<0.000010	<0.000010	
Chromium, total	7440-47-3	E420/VA	0.00050	mg/L	<0.00050	<0.00050	<0.00050	<0.00050	<0.00050	
Cobalt, total	7440-48-4	E420/VA	0.00010	mg/L	0.00010	<0.00010	<0.00010	<0.00010	<0.00010	
Copper, total	7440-50-8	E420/VA	0.00050	mg/L	0.00090	0.00095	0.00090	<0.00050	<0.00050	
Iron, total	7439-89-6	E420/VA	0.010	mg/L	0.188	0.171	0.210	<0.010	<0.010	
Lead, total	7439-92-1	E420/VA	0.000050	mg/L	<0.000050	<0.000050	<0.000050	<0.000050	<0.000050	
Lithium, total	7439-93-2	E420/VA	0.0010	mg/L	<0.0010	<0.0010	<0.0010	<0.0010	<0.0010	
Magnesium, total	7439-95-4	E420/VA	0.0050	mg/L	0.658	0.704	0.664	<0.0050	<0.0050	
Manganese, total	7439-96-5	E420/VA	0.00010	mg/L	0.00917	0.00812	0.00961	<0.00010	<0.00010	
Mercury, total	7439-97-6	E508/VA	0.0000050	mg/L	<0.0000050	<0.0000050	<0.0000050	<0.0000050	<0.0000050	
Molybdenum, total	7439-98-7	E420/VA	0.000050	mg/L	0.000513	0.000520	0.000508	<0.000050	<0.000050	
Nickel, total	7440-02-0	E420/VA	0.00050	mg/L	<0.00050	<0.00050	<0.00050	<0.00050	<0.00050	
Phosphorus, total	7723-14-0	E420/VA	0.050	mg/L	<0.050	<0.050	<0.050	<0.050	<0.050	
Potassium, total	7440-09-7	E420/VA	0.050	mg/L	0.594	0.651	0.596	<0.050	<0.050	
Rubidium, total	7440-17-7	E420/VA	0.00020	mg/L	0.00095	0.00087	0.00094	<0.00020	<0.00020	
Selenium, total	7782-49-2	E420/VA	0.000050	mg/L	<0.000050	<0.000050	<0.000050	<0.000050	<0.000050	
Silicon, total	7440-21-3	E420/VA	0.10	mg/L	4.64	4.94	4.71	<0.10	<0.10	
Silver, total	7440-22-4	E420/VA	0.000010	mg/L	<0.000010	<0.000010	<0.000010	<0.000010	<0.000010	
Sodium, total	7440-23-5	E420/VA	0.050	mg/L	2.29	2.62	2.30	<0.050	<0.050	
Strontium, total	7440-24-6	E420/VA	0.00020	mg/L	0.0338	0.0358	0.0348	<0.00020	<0.00020	
Sulfur, total	7704-34-9	E420/VA	0.50	mg/L	1.68	1.72	1.53	<0.50	<0.50	
Tellurium, total	13494-80-9	E420/VA	0.00020	mg/L	<0.00020	<0.00020	<0.00020	<0.00020	<0.00020	



Analytical Results

Sub-Matrix: Water (Matrix: Water)					Client sample ID	SQU DS 1	SQU US 1	Duplicate	Field Blank	Travel Blank
Client sampling date / time					02-Jan-2024 11:40	02-Jan-2024 11:12	02-Jan-2024 00:00	02-Jan-2024 00:00	02-Jan-2024 00:00	
Analyte	CAS Number	Method/Lab	LOR	Unit	VA24A0032-001	VA24A0032-002	VA24A0032-003	VA24A0032-004	VA24A0032-005	
					Result	Result	Result	Result	Result	
Total Metals										
Thallium, total	7440-28-0	E420/VA	0.000010	mg/L	<0.000010	<0.000010	<0.000010	<0.000010	<0.000010	
Thorium, total	7440-29-1	E420/VA	0.00010	mg/L	<0.00010	<0.00010	<0.00010	<0.00010	<0.00010	
Tin, total	7440-31-5	E420/VA	0.00010	mg/L	<0.00010	<0.00010	<0.00010	<0.00010	<0.00010	
Titanium, total	7440-32-6	E420/VA	0.00030	mg/L	0.00381	0.00337	0.00384	<0.00030	<0.00030	
Tungsten, total	7440-33-7	E420/VA	0.00010	mg/L	<0.00010	<0.00010	<0.00010	<0.00010	<0.00010	
Uranium, total	7440-61-1	E420/VA	0.000010	mg/L	0.000042	0.000035	0.000040	<0.000010	<0.000010	
Vanadium, total	7440-62-2	E420/VA	0.00050	mg/L	0.00111	0.00121	0.00111	<0.00050	<0.00050	
Zinc, total	7440-66-6	E420/VA	0.0030	mg/L	<0.0030	<0.0030	<0.0030	<0.0030	<0.0030	
Zirconium, total	7440-67-7	E420/VA	0.00020	mg/L	<0.00020	<0.00020	<0.00020	<0.00020	<0.00020	
Dissolved Metals										
Aluminum, dissolved	7429-90-5	E421/VA	0.0010	mg/L	0.0416	0.0460	0.0441	<0.0010	----	
Antimony, dissolved	7440-36-0	E421/VA	0.00010	mg/L	<0.00010	<0.00010	<0.00010	<0.00010	----	
Arsenic, dissolved	7440-38-2	E421/VA	0.00010	mg/L	0.00011	0.00011	0.00011	<0.00010	----	
Barium, dissolved	7440-39-3	E421/VA	0.00010	mg/L	0.00783	0.00785	0.00763	<0.00010	----	
Beryllium, dissolved	7440-41-7	E421/VA	0.000100	mg/L	<0.000100	<0.000100	<0.000100	<0.000100	----	
Bismuth, dissolved	7440-69-9	E421/VA	0.000050	mg/L	<0.000050	<0.000050	<0.000050	<0.000050	----	
Boron, dissolved	7440-42-8	E421/VA	0.010	mg/L	<0.010	<0.010	<0.010	<0.010	----	
Cadmium, dissolved	7440-43-9	E421/VA	0.0000050	mg/L	0.0000103	0.0000102	0.0000080	<0.0000050	----	
Calcium, dissolved	7440-70-2	E421/VA	0.050	mg/L	5.33	5.73	5.34	<0.050	----	
Cesium, dissolved	7440-46-2	E421/VA	0.000010	mg/L	0.000013	0.000014	0.000012	<0.000010	----	
Chromium, dissolved	7440-47-3	E421/VA	0.00050	mg/L	<0.00050	<0.00050	<0.00050	<0.00050	----	
Cobalt, dissolved	7440-48-4	E421/VA	0.00010	mg/L	<0.00010	<0.00010	<0.00010	<0.00010	----	
Copper, dissolved	7440-50-8	E421/VA	0.00020	mg/L	0.00072	0.00072	0.00069	<0.00020	----	
Iron, dissolved	7439-89-6	E421/VA	0.010	mg/L	0.100	0.087	0.101	<0.010	----	
Lead, dissolved	7439-92-1	E421/VA	0.000050	mg/L	<0.000050	<0.000050	0.000219 ^{DTC}	<0.000050	----	
Lithium, dissolved	7439-93-2	E421/VA	0.0010	mg/L	0.0010	<0.0010	<0.0010	<0.0010	----	
Magnesium, dissolved	7439-95-4	E421/VA	0.0050	mg/L	0.615	0.637	0.602	<0.0050	----	
Manganese, dissolved	7439-96-5	E421/VA	0.00010	mg/L	0.00782	0.00643	0.00769	<0.00010	----	
Mercury, dissolved	7439-97-6	E509/VA	0.0000050	mg/L	<0.0000050	<0.0000050	<0.0000050	<0.0000050	----	
Molybdenum, dissolved	7439-98-7	E421/VA	0.000050	mg/L	0.000528	0.000518	0.000499	<0.000050	----	



Analytical Results

Sub-Matrix: Water (Matrix: Water)					Client sample ID	SQU DS 1	SQU US 1	Duplicate	Field Blank	Travel Blank
Client sampling date / time					02-Jan-2024 11:40	02-Jan-2024 11:12	02-Jan-2024 00:00	02-Jan-2024 00:00	02-Jan-2024 00:00	
Analyte	CAS Number	Method/Lab	LOR	Unit	VA24A0032-001	VA24A0032-002	VA24A0032-003	VA24A0032-004	VA24A0032-005	
					Result	Result	Result	Result	Result	
Dissolved Metals										
Nickel, dissolved	7440-02-0	E421/VA	0.00050	mg/L	<0.00050	<0.00050	<0.00050	<0.00050	----	
Phosphorus, dissolved	7723-14-0	E421/VA	0.050	mg/L	<0.050	<0.050	<0.050	<0.050	----	
Potassium, dissolved	7440-09-7	E421/VA	0.050	mg/L	0.550	0.576	0.541	<0.050	----	
Rubidium, dissolved	7440-17-7	E421/VA	0.00020	mg/L	0.00082	0.00082	0.00080	<0.00020	----	
Selenium, dissolved	7782-49-2	E421/VA	0.000050	mg/L	<0.000050	<0.000050	<0.000050	<0.000050	----	
Silicon, dissolved	7440-21-3	E421/VA	0.050	mg/L	4.38	4.64	4.36	<0.050	----	
Silver, dissolved	7440-22-4	E421/VA	0.000010	mg/L	<0.000010	<0.000010	<0.000010	<0.000010	----	
Sodium, dissolved	7440-23-5	E421/VA	0.050	mg/L	2.30	2.55	2.29	<0.050	----	
Strontium, dissolved	7440-24-6	E421/VA	0.00020	mg/L	0.0335	0.0338	0.0328	<0.00020	----	
Sulfur, dissolved	7704-34-9	E421/VA	0.50	mg/L	1.31	1.38	1.39	<0.50	----	
Tellurium, dissolved	13494-80-9	E421/VA	0.00020	mg/L	<0.00020	<0.00020	<0.00020	<0.00020	----	
Thallium, dissolved	7440-28-0	E421/VA	0.000010	mg/L	<0.000010	<0.000010	<0.000010	<0.000010	----	
Thorium, dissolved	7440-29-1	E421/VA	0.00010	mg/L	<0.00010	<0.00010	<0.00010	<0.00010	----	
Tin, dissolved	7440-31-5	E421/VA	0.00010	mg/L	<0.00010	<0.00010	0.00011	<0.00010	----	
Titanium, dissolved	7440-32-6	E421/VA	0.00030	mg/L	0.00040	0.00046	0.00044	<0.00030	----	
Tungsten, dissolved	7440-33-7	E421/VA	0.00010	mg/L	<0.00010	<0.00010	<0.00010	<0.00010	----	
Uranium, dissolved	7440-61-1	E421/VA	0.000010	mg/L	0.000033	0.000030	0.000034	<0.000010	----	
Vanadium, dissolved	7440-62-2	E421/VA	0.00050	mg/L	0.00084	0.00096	0.00085	<0.00050	----	
Zinc, dissolved	7440-66-6	E421/VA	0.0010	mg/L	0.0011	0.0012	0.0011	<0.0010	----	
Zirconium, dissolved	7440-67-7	E421/VA	0.00020	mg/L	<0.00020	<0.00020	<0.00020	<0.00020	----	
Dissolved mercury filtration location	----	EP509/VA	-	-	Field	Field	Field	Field	----	
Dissolved metals filtration location	----	EP421/VA	-	-	Field	Field	Field	Field	----	
Aggregate Organics										
Chemical oxygen demand [COD]	----	E559-L/VA	10	mg/L	15	<10	<10	<10	<10	
Phenols, total (4AAP)	----	E562/EO	0.0010	mg/L	<0.0010	<0.0010	<0.0010	<0.0010	<0.0010 ^{SP}	

Please refer to the General Comments section for an explanation of any result qualifiers detected.

Please refer to the Accreditation section for an explanation of analyte accreditations.



QUALITY CONTROL INTERPRETIVE REPORT

<p>Work Order : VA24A0032</p> <p>Client : Triton Environmental Consultants Ltd.</p> <p>Contact : [REDACTED]</p> <p>Address : Suite 1730, 1111 West Georgia St Vancouver BC Canada V6E 4M3</p> <p>Telephone : [REDACTED]</p> <p>Project : ----</p> <p>PO : ----</p> <p>C-O-C number : ----</p> <p>Sampler : ----</p> <p>Site : Water Analysis</p> <p>Quote number : VA23-TRIT100-012</p> <p>No. of samples received : 5</p> <p>No. of samples analysed : 5</p>	<p>Page : 1 of 21</p> <p>Laboratory : ALS Environmental - Vancouver</p> <p>Account Manager : [REDACTED]</p> <p>Address : 8081 Lougheed Highway Burnaby, British Columbia Canada V5A 1W9</p> <p>Telephone : [REDACTED]</p> <p>Date Samples Received : 02-Jan-2024 14:55</p> <p>Issue Date : 09-Jan-2024 10:10</p>
--	---

This report is automatically generated by the ALS LIMS (Laboratory Information Management System) through evaluation of Quality Control (QC) results and other QA parameters associated with this submission, and is intended to facilitate rapid data validation by auditors or reviewers. The report highlights any exceptions and outliers to ALS Data Quality Objectives, provides holding time details and exceptions, summarizes QC sample frequencies, and lists applicable methodology references and summaries.

Key

- Anonymous: Refers to samples which are not part of this work order, but which formed part of the QC process lot.
- CAS Number: Chemical Abstracts Service number is a unique identifier assigned to discrete substances.
- DQO: Data Quality Objective.
- LOR: Limit of Reporting (detection limit).
- RPD: Relative Percent Difference.

Workorder Comments

Holding times are displayed as "----" if no guidance exists from CCME, Canadian provinces, or broadly recognized international references.

Summary of Outliers

Outliers : Quality Control Samples

- No Method Blank value outliers occur.
- No Duplicate outliers occur.
- No Laboratory Control Sample (LCS) outliers occur
- No Matrix Spike outliers occur.
- No Test sample Surrogate recovery outliers exist.

Outliers: Reference Material (RM) Samples

- No Reference Material (RM) Sample outliers occur.

Outliers : Analysis Holding Time Compliance (Breaches)

- No Analysis Holding Time Outliers exist.

Outliers : Frequency of Quality Control Samples

- No Quality Control Sample Frequency Outliers occur.



Analysis Holding Time Compliance

This report summarizes extraction / preparation and analysis times and compares each with ALS recommended holding times, which are selected to meet known provincial and /or federal requirements. In the absence of regulatory hold times, ALS establishes recommendations based on guidelines published by organizations such as CCME, US EPA, APHA Standard Methods, ASTM, or Environment Canada (where available). Dates and holding times reported below represent the first dates of extraction or analysis. If subsequent tests or dilutions exceeded holding times, qualifiers are added (refer to COA).

If samples are identified below as having been analyzed or extracted outside of recommended holding times, measurement uncertainties may be increased, and this should be taken into consideration when interpreting results.

Where actual sampling date is not provided on the chain of custody, the date of receipt with time at 00:00 is used for calculation purposes.

Where only the sample date without time is provided on the chain of custody, the sampling date at 00:00 is used for calculation purposes.

Matrix: **Water** Evaluation: ✖ = Holding time exceedance ; ✔ = Within Holding Time

Analyte Group : Analytical Method Container / Client Sample ID(s)	Method	Sampling Date	Extraction / Preparation				Analysis			
			Preparation Date	Holding Times		Eval	Analysis Date	Holding Times		Eval
				Rec	Actual			Rec	Actual	
Aggregate Organics : Chemical Oxygen Demand by Colourimetry (Low Level)										
Amber glass total (sulfuric acid) SQU DS 1	E559-L	02-Jan-2024	----	----	----		08-Jan-2024	28 days	6 days	✔
Aggregate Organics : Chemical Oxygen Demand by Colourimetry (Low Level)										
Amber glass total (sulfuric acid) SQU US 1	E559-L	02-Jan-2024	----	----	----		08-Jan-2024	28 days	6 days	✔
Aggregate Organics : Chemical Oxygen Demand by Colourimetry (Low Level)										
Amber glass total (sulfuric acid) Duplicate	E559-L	02-Jan-2024	----	----	----		08-Jan-2024	28 days	7 days	✔
Aggregate Organics : Chemical Oxygen Demand by Colourimetry (Low Level)										
Amber glass total (sulfuric acid) Field Blank	E559-L	02-Jan-2024	----	----	----		08-Jan-2024	28 days	7 days	✔
Aggregate Organics : Chemical Oxygen Demand by Colourimetry (Low Level)										
Amber glass total (lab preserved) Travel Blank	E559-L	02-Jan-2024	----	----	----		05-Jan-2024	3 days	4 days	✔
Aggregate Organics : Phenols (4AAP) in Water by Colorimetry										
Amber glass total (sulfuric acid) SQU DS 1	E562	02-Jan-2024	05-Jan-2024	28 days	3 days	✔	05-Jan-2024	28 days	3 days	✔
Aggregate Organics : Phenols (4AAP) in Water by Colorimetry										
Amber glass total (sulfuric acid) SQU US 1	E562	02-Jan-2024	05-Jan-2024	28 days	3 days	✔	05-Jan-2024	28 days	3 days	✔



Matrix: **Water** Evaluation: * = Holding time exceedance ; ✓ = Within Holding Time

Analyte Group : Analytical Method Container / Client Sample ID(s)	Method	Sampling Date	Extraction / Preparation				Analysis			
			Preparation Date	Holding Times		Eval	Analysis Date	Holding Times		Eval
				Rec	Actual			Rec	Actual	
Aggregate Organics : Phenols (4AAP) in Water by Colorimetry										
Amber glass total (sulfuric acid) Duplicate	E562	02-Jan-2024	05-Jan-2024	28 days	4 days	✓	05-Jan-2024	28 days	4 days	✓
Aggregate Organics : Phenols (4AAP) in Water by Colorimetry										
Amber glass total (sulfuric acid) Field Blank	E562	02-Jan-2024	08-Jan-2024	28 days	7 days	✓	08-Jan-2024	28 days	7 days	✓
Aggregate Organics : Phenols (4AAP) in Water by Colorimetry										
Amber glass total (lab preserved) Travel Blank	E562	02-Jan-2024	08-Jan-2024	28 days	7 days	✓	08-Jan-2024	28 days	7 days	✓
Anions and Nutrients : Ammonia by Fluorescence										
Amber glass total (sulfuric acid) Duplicate	E298	02-Jan-2024	03-Jan-2024	28 days	1 days	✓	04-Jan-2024	28 days	2 days	✓
Anions and Nutrients : Ammonia by Fluorescence										
Amber glass total (sulfuric acid) Field Blank	E298	02-Jan-2024	03-Jan-2024	28 days	1 days	✓	04-Jan-2024	28 days	2 days	✓
Anions and Nutrients : Ammonia by Fluorescence										
Amber glass total (sulfuric acid) SQU DS 1	E298	02-Jan-2024	03-Jan-2024	28 days	1 days	✓	04-Jan-2024	28 days	2 days	✓
Anions and Nutrients : Ammonia by Fluorescence										
Amber glass total (sulfuric acid) SQU US 1	E298	02-Jan-2024	03-Jan-2024	28 days	1 days	✓	04-Jan-2024	28 days	2 days	✓
Anions and Nutrients : Ammonia by Fluorescence										
Amber glass total (lab preserved) Travel Blank	E298	02-Jan-2024	03-Jan-2024	3 days	1 days	✓	04-Jan-2024	28 days	1 days	✓
Anions and Nutrients : Bromide in Water by IC (Low Level)										
HDPE Duplicate	E235.Br-L	02-Jan-2024	04-Jan-2024	28 days	2 days	✓	04-Jan-2024	28 days	2 days	✓



Matrix: **Water** Evaluation: * = Holding time exceedance ; ✓ = Within Holding Time

Analyte Group : Analytical Method Container / Client Sample ID(s)	Method	Sampling Date	Extraction / Preparation				Analysis			
			Preparation Date	Holding Times		Eval	Analysis Date	Holding Times		Eval
				Rec	Actual			Rec	Actual	
Anions and Nutrients : Bromide in Water by IC (Low Level)										
HDPE Field Blank	E235.Br-L	02-Jan-2024	04-Jan-2024	28 days	2 days	✓	04-Jan-2024	28 days	2 days	✓
Anions and Nutrients : Bromide in Water by IC (Low Level)										
HDPE SQU DS 1	E235.Br-L	02-Jan-2024	04-Jan-2024	28 days	2 days	✓	04-Jan-2024	28 days	2 days	✓
Anions and Nutrients : Bromide in Water by IC (Low Level)										
HDPE SQU US 1	E235.Br-L	02-Jan-2024	04-Jan-2024	28 days	2 days	✓	04-Jan-2024	28 days	2 days	✓
Anions and Nutrients : Bromide in Water by IC (Low Level)										
HDPE Travel Blank	E235.Br-L	02-Jan-2024	04-Jan-2024	28 days	2 days	✓	04-Jan-2024	28 days	2 days	✓
Anions and Nutrients : Chloride in Water by IC										
HDPE Duplicate	E235.Cl	02-Jan-2024	04-Jan-2024	28 days	2 days	✓	04-Jan-2024	28 days	2 days	✓
Anions and Nutrients : Chloride in Water by IC										
HDPE Field Blank	E235.Cl	02-Jan-2024	04-Jan-2024	28 days	2 days	✓	04-Jan-2024	28 days	2 days	✓
Anions and Nutrients : Chloride in Water by IC										
HDPE SQU DS 1	E235.Cl	02-Jan-2024	04-Jan-2024	28 days	2 days	✓	04-Jan-2024	28 days	2 days	✓
Anions and Nutrients : Chloride in Water by IC										
HDPE SQU US 1	E235.Cl	02-Jan-2024	04-Jan-2024	28 days	2 days	✓	04-Jan-2024	28 days	2 days	✓
Anions and Nutrients : Chloride in Water by IC										
HDPE Travel Blank	E235.Cl	02-Jan-2024	04-Jan-2024	28 days	2 days	✓	04-Jan-2024	28 days	2 days	✓



Matrix: **Water** Evaluation: * = Holding time exceedance ; ✓ = Within Holding Time

Analyte Group : Analytical Method Container / Client Sample ID(s)	Method	Sampling Date	Extraction / Preparation				Analysis			
			Preparation Date	Holding Times		Eval	Analysis Date	Holding Times		Eval
				Rec	Actual			Rec	Actual	
Anions and Nutrients : Fluoride in Water by IC										
HDPE Duplicate	E235.F	02-Jan-2024	04-Jan-2024	28 days	2 days	✓	04-Jan-2024	28 days	2 days	✓
Anions and Nutrients : Fluoride in Water by IC										
HDPE Field Blank	E235.F	02-Jan-2024	04-Jan-2024	28 days	2 days	✓	04-Jan-2024	28 days	2 days	✓
Anions and Nutrients : Fluoride in Water by IC										
HDPE SQU DS 1	E235.F	02-Jan-2024	04-Jan-2024	28 days	2 days	✓	04-Jan-2024	28 days	2 days	✓
Anions and Nutrients : Fluoride in Water by IC										
HDPE SQU US 1	E235.F	02-Jan-2024	04-Jan-2024	28 days	2 days	✓	04-Jan-2024	28 days	2 days	✓
Anions and Nutrients : Fluoride in Water by IC										
HDPE Travel Blank	E235.F	02-Jan-2024	04-Jan-2024	28 days	2 days	✓	04-Jan-2024	28 days	2 days	✓
Anions and Nutrients : Nitrate in Water by IC (Low Level)										
HDPE Duplicate	E235.NO3-L	02-Jan-2024	04-Jan-2024	3 days	2 days	✓	04-Jan-2024	3 days	2 days	✓
Anions and Nutrients : Nitrate in Water by IC (Low Level)										
HDPE Field Blank	E235.NO3-L	02-Jan-2024	04-Jan-2024	3 days	2 days	✓	04-Jan-2024	3 days	2 days	✓
Anions and Nutrients : Nitrate in Water by IC (Low Level)										
HDPE SQU DS 1	E235.NO3-L	02-Jan-2024	04-Jan-2024	3 days	2 days	✓	04-Jan-2024	3 days	2 days	✓
Anions and Nutrients : Nitrate in Water by IC (Low Level)										
HDPE SQU US 1	E235.NO3-L	02-Jan-2024	04-Jan-2024	3 days	2 days	✓	04-Jan-2024	3 days	2 days	✓



Matrix: **Water** Evaluation: ✖ = Holding time exceedance ; ✔ = Within Holding Time

Analyte Group : Analytical Method Container / Client Sample ID(s)	Method	Sampling Date	Extraction / Preparation				Analysis				
			Preparation Date	Holding Times		Eval	Analysis Date	Holding Times		Eval	
				Rec	Actual			Rec	Actual		
Anions and Nutrients : Nitrate in Water by IC (Low Level)											
HDPE Travel Blank	E235.NO3-L	02-Jan-2024	04-Jan-2024	3 days	2 days	✔	04-Jan-2024	3 days	2 days	✔	
Anions and Nutrients : Nitrite in Water by IC (Low Level)											
HDPE Duplicate	E235.NO2-L	02-Jan-2024	04-Jan-2024	3 days	2 days	✔	04-Jan-2024	3 days	2 days	✔	
Anions and Nutrients : Nitrite in Water by IC (Low Level)											
HDPE Field Blank	E235.NO2-L	02-Jan-2024	04-Jan-2024	3 days	2 days	✔	04-Jan-2024	3 days	2 days	✔	
Anions and Nutrients : Nitrite in Water by IC (Low Level)											
HDPE SQU DS 1	E235.NO2-L	02-Jan-2024	04-Jan-2024	3 days	2 days	✔	04-Jan-2024	3 days	2 days	✔	
Anions and Nutrients : Nitrite in Water by IC (Low Level)											
HDPE SQU US 1	E235.NO2-L	02-Jan-2024	04-Jan-2024	3 days	2 days	✔	04-Jan-2024	3 days	2 days	✔	
Anions and Nutrients : Nitrite in Water by IC (Low Level)											
HDPE Travel Blank	E235.NO2-L	02-Jan-2024	04-Jan-2024	3 days	2 days	✔	04-Jan-2024	3 days	2 days	✔	
Anions and Nutrients : Sulfate in Water by IC											
HDPE Duplicate	E235.SO4	02-Jan-2024	04-Jan-2024	28 days	2 days	✔	04-Jan-2024	28 days	2 days	✔	
Anions and Nutrients : Sulfate in Water by IC											
HDPE Field Blank	E235.SO4	02-Jan-2024	04-Jan-2024	28 days	2 days	✔	04-Jan-2024	28 days	2 days	✔	
Anions and Nutrients : Sulfate in Water by IC											
HDPE SQU DS 1	E235.SO4	02-Jan-2024	04-Jan-2024	28 days	2 days	✔	04-Jan-2024	28 days	2 days	✔	



Matrix: **Water** Evaluation: * = Holding time exceedance ; ✓ = Within Holding Time

Analyte Group : Analytical Method Container / Client Sample ID(s)	Method	Sampling Date	Extraction / Preparation				Analysis				
			Preparation Date	Holding Times		Eval	Analysis Date	Holding Times		Eval	
				Rec	Actual			Rec	Actual		
Anions and Nutrients : Sulfate in Water by IC											
HDPE SQU US 1	E235.SO4	02-Jan-2024	04-Jan-2024	28 days	2 days	✓	04-Jan-2024	28 days	2 days	✓	
Anions and Nutrients : Sulfate in Water by IC											
HDPE Travel Blank	E235.SO4	02-Jan-2024	04-Jan-2024	28 days	2 days	✓	04-Jan-2024	28 days	2 days	✓	
Anions and Nutrients : Total Kjeldahl Nitrogen by Fluorescence (Low Level)											
Amber glass total (sulfuric acid) Duplicate	E318	02-Jan-2024	03-Jan-2024	28 days	1 days	✓	04-Jan-2024	28 days	2 days	✓	
Anions and Nutrients : Total Kjeldahl Nitrogen by Fluorescence (Low Level)											
Amber glass total (sulfuric acid) Field Blank	E318	02-Jan-2024	03-Jan-2024	28 days	1 days	✓	04-Jan-2024	28 days	2 days	✓	
Anions and Nutrients : Total Kjeldahl Nitrogen by Fluorescence (Low Level)											
Amber glass total (sulfuric acid) SQU DS 1	E318	02-Jan-2024	03-Jan-2024	28 days	1 days	✓	04-Jan-2024	28 days	2 days	✓	
Anions and Nutrients : Total Kjeldahl Nitrogen by Fluorescence (Low Level)											
Amber glass total (sulfuric acid) SQU US 1	E318	02-Jan-2024	03-Jan-2024	28 days	1 days	✓	04-Jan-2024	28 days	2 days	✓	
Anions and Nutrients : Total Kjeldahl Nitrogen by Fluorescence (Low Level)											
Amber glass total (lab preserved) Travel Blank	E318	02-Jan-2024	03-Jan-2024	3 days	1 days	✓	04-Jan-2024	28 days	1 days	✓	
Anions and Nutrients : Total Nitrogen by Colourimetry											
Amber glass total (sulfuric acid) Duplicate	E366	02-Jan-2024	03-Jan-2024	28 days	1 days	✓	04-Jan-2024	28 days	2 days	✓	
Anions and Nutrients : Total Nitrogen by Colourimetry											
Amber glass total (sulfuric acid) Field Blank	E366	02-Jan-2024	03-Jan-2024	28 days	1 days	✓	04-Jan-2024	28 days	2 days	✓	



Matrix: **Water** Evaluation: * = Holding time exceedance ; ✓ = Within Holding Time

Analyte Group : Analytical Method Container / Client Sample ID(s)	Method	Sampling Date	Extraction / Preparation				Analysis			
			Preparation Date	Holding Times		Eval	Analysis Date	Holding Times		Eval
				Rec	Actual			Rec	Actual	
Anions and Nutrients : Total Nitrogen by Colourimetry										
Amber glass total (sulfuric acid) SQU DS 1	E366	02-Jan-2024	03-Jan-2024	28 days	1 days	✓	04-Jan-2024	28 days	2 days	✓
Anions and Nutrients : Total Nitrogen by Colourimetry										
Amber glass total (sulfuric acid) SQU US 1	E366	02-Jan-2024	03-Jan-2024	28 days	1 days	✓	04-Jan-2024	28 days	2 days	✓
Anions and Nutrients : Total Nitrogen by Colourimetry										
Amber glass total (lab preserved) Travel Blank	E366	02-Jan-2024	03-Jan-2024	3 days	1 days	✓	04-Jan-2024	28 days	1 days	✓
Anions and Nutrients : Total Phosphorus by Colourimetry (0.002 mg/L)										
Amber glass total (sulfuric acid) Duplicate	E372-U	02-Jan-2024	03-Jan-2024	28 days	1 days	✓	04-Jan-2024	28 days	2 days	✓
Anions and Nutrients : Total Phosphorus by Colourimetry (0.002 mg/L)										
Amber glass total (sulfuric acid) Field Blank	E372-U	02-Jan-2024	03-Jan-2024	28 days	1 days	✓	04-Jan-2024	28 days	2 days	✓
Anions and Nutrients : Total Phosphorus by Colourimetry (0.002 mg/L)										
Amber glass total (sulfuric acid) SQU DS 1	E372-U	02-Jan-2024	03-Jan-2024	28 days	1 days	✓	04-Jan-2024	28 days	2 days	✓
Anions and Nutrients : Total Phosphorus by Colourimetry (0.002 mg/L)										
Amber glass total (sulfuric acid) SQU US 1	E372-U	02-Jan-2024	03-Jan-2024	28 days	1 days	✓	04-Jan-2024	28 days	2 days	✓
Anions and Nutrients : Total Phosphorus by Colourimetry (0.002 mg/L)										
Amber glass total (lab preserved) Travel Blank	E372-U	02-Jan-2024	03-Jan-2024	3 days	1 days	✓	04-Jan-2024	28 days	1 days	✓
Dissolved Metals : Dissolved Mercury in Water by CVAAS										
Glass vial - dissolved (lab preserved) SQU DS 1	E509	02-Jan-2024	05-Jan-2024	28 days	3 days	✓	05-Jan-2024	28 days	0 days	✓



Matrix: **Water** Evaluation: * = Holding time exceedance ; ✓ = Within Holding Time

Analyte Group : Analytical Method Container / Client Sample ID(s)	Method	Sampling Date	Extraction / Preparation				Analysis			
			Preparation Date	Holding Times		Eval	Analysis Date	Holding Times		Eval
				Rec	Actual			Rec	Actual	
Dissolved Metals : Dissolved Mercury in Water by CVAAS										
Glass vial - dissolved (lab preserved) SQU US 1	E509	02-Jan-2024	05-Jan-2024	28 days	3 days	✓	05-Jan-2024	28 days	0 days	✓
Dissolved Metals : Dissolved Mercury in Water by CVAAS										
Glass vial - dissolved (lab preserved) Duplicate	E509	02-Jan-2024	05-Jan-2024	28 days	4 days	✓	05-Jan-2024	28 days	0 days	✓
Dissolved Metals : Dissolved Mercury in Water by CVAAS										
Glass vial - dissolved (lab preserved) Field Blank	E509	02-Jan-2024	05-Jan-2024	28 days	4 days	✓	05-Jan-2024	28 days	0 days	✓
Dissolved Metals : Dissolved Metals in Water by CRC ICPMS										
HDPE - dissolved (lab preserved) SQU DS 1	E421	02-Jan-2024	03-Jan-2024	180 days	1 days	✓	03-Jan-2024	180 days	1 days	✓
Dissolved Metals : Dissolved Metals in Water by CRC ICPMS										
HDPE - dissolved (lab preserved) SQU US 1	E421	02-Jan-2024	03-Jan-2024	180 days	1 days	✓	03-Jan-2024	180 days	1 days	✓
Dissolved Metals : Dissolved Metals in Water by CRC ICPMS										
HDPE - dissolved (lab preserved) Duplicate	E421	02-Jan-2024	03-Jan-2024	180 days	2 days	✓	03-Jan-2024	180 days	2 days	✓
Dissolved Metals : Dissolved Metals in Water by CRC ICPMS										
HDPE - dissolved (lab preserved) Field Blank	E421	02-Jan-2024	03-Jan-2024	180 days	2 days	✓	03-Jan-2024	180 days	2 days	✓
Field Tests : Field pH,EC,Salinity,Cl2,CIO2,ORP,DO, Turbidity,T,T-P,o-PO4,NH3,Chloramine										
Glass vial - total (lab preserved) SQU DS 1	EF001	02-Jan-2024	----	----	----		04-Jan-2024	----	2 days	
Field Tests : Field pH,EC,Salinity,Cl2,CIO2,ORP,DO, Turbidity,T,T-P,o-PO4,NH3,Chloramine										
Glass vial - total (lab preserved) SQU US 1	EF001	02-Jan-2024	----	----	----		04-Jan-2024	----	2 days	



Matrix: **Water** Evaluation: * = Holding time exceedance ; ✓ = Within Holding Time

Analyte Group : Analytical Method Container / Client Sample ID(s)	Method	Sampling Date	Extraction / Preparation				Analysis			
			Preparation Date	Holding Times		Eval	Analysis Date	Holding Times		Eval
				Rec	Actual			Rec	Actual	
Organic / Inorganic Carbon : Dissolved Organic Carbon by Combustion (Low Level)										
Amber glass dissolved (sulfuric acid) Duplicate	E358-L	02-Jan-2024	03-Jan-2024	28 days	1 days	✓	03-Jan-2024	28 days	1 days	✓
Organic / Inorganic Carbon : Dissolved Organic Carbon by Combustion (Low Level)										
Amber glass dissolved (sulfuric acid) Field Blank	E358-L	02-Jan-2024	03-Jan-2024	28 days	1 days	✓	03-Jan-2024	28 days	1 days	✓
Organic / Inorganic Carbon : Dissolved Organic Carbon by Combustion (Low Level)										
Amber glass dissolved (sulfuric acid) SQU DS 1	E358-L	02-Jan-2024	03-Jan-2024	28 days	1 days	✓	03-Jan-2024	28 days	1 days	✓
Organic / Inorganic Carbon : Dissolved Organic Carbon by Combustion (Low Level)										
Amber glass dissolved (sulfuric acid) SQU US 1	E358-L	02-Jan-2024	03-Jan-2024	28 days	1 days	✓	03-Jan-2024	28 days	1 days	✓
Physical Tests : Alkalinity Species by Titration										
HDPE Duplicate	E290	02-Jan-2024	04-Jan-2024	14 days	2 days	✓	04-Jan-2024	14 days	2 days	✓
Physical Tests : Alkalinity Species by Titration										
HDPE Field Blank	E290	02-Jan-2024	04-Jan-2024	14 days	2 days	✓	04-Jan-2024	14 days	2 days	✓
Physical Tests : Alkalinity Species by Titration										
HDPE SQU DS 1	E290	02-Jan-2024	04-Jan-2024	14 days	2 days	✓	04-Jan-2024	14 days	2 days	✓
Physical Tests : Alkalinity Species by Titration										
HDPE SQU US 1	E290	02-Jan-2024	04-Jan-2024	14 days	2 days	✓	04-Jan-2024	14 days	2 days	✓
Physical Tests : Alkalinity Species by Titration										
HDPE Travel Blank	E290	02-Jan-2024	04-Jan-2024	14 days	2 days	✓	04-Jan-2024	14 days	2 days	✓



Matrix: **Water** Evaluation: * = Holding time exceedance ; ✓ = Within Holding Time

Analyte Group : Analytical Method Container / Client Sample ID(s)	Method	Sampling Date	Extraction / Preparation				Analysis			
			Preparation Date	Holding Times		Eval	Analysis Date	Holding Times		Eval
				Rec	Actual			Rec	Actual	
Physical Tests : TDS by Gravimetry										
HDPE SQU DS 1	E162	02-Jan-2024	----	----	----		03-Jan-2024	7 days	1 days	✓
Physical Tests : TDS by Gravimetry										
HDPE SQU US 1	E162	02-Jan-2024	----	----	----		03-Jan-2024	7 days	1 days	✓
Physical Tests : TDS by Gravimetry										
HDPE Duplicate	E162	02-Jan-2024	----	----	----		03-Jan-2024	7 days	2 days	✓
Physical Tests : TDS by Gravimetry										
HDPE Field Blank	E162	02-Jan-2024	----	----	----		03-Jan-2024	7 days	2 days	✓
Physical Tests : TDS by Gravimetry										
HDPE Travel Blank	E162	02-Jan-2024	----	----	----		03-Jan-2024	7 days	2 days	✓
Physical Tests : TSS by Gravimetry										
HDPE SQU DS 1	E160	02-Jan-2024	----	----	----		03-Jan-2024	7 days	1 days	✓
Physical Tests : TSS by Gravimetry										
HDPE SQU US 1	E160	02-Jan-2024	----	----	----		03-Jan-2024	7 days	1 days	✓
Physical Tests : TSS by Gravimetry										
HDPE Duplicate	E160	02-Jan-2024	----	----	----		03-Jan-2024	7 days	2 days	✓
Physical Tests : TSS by Gravimetry										
HDPE Field Blank	E160	02-Jan-2024	----	----	----		03-Jan-2024	7 days	2 days	✓



Matrix: **Water** Evaluation: * = Holding time exceedance ; ✓ = Within Holding Time

Analyte Group : Analytical Method Container / Client Sample ID(s)	Method	Sampling Date	Extraction / Preparation				Analysis			
			Preparation Date	Holding Times		Eval	Analysis Date	Holding Times		Eval
				Rec	Actual			Rec	Actual	
Physical Tests : TSS by Gravimetry										
HDPE Travel Blank	E160	02-Jan-2024	----	----	----		03-Jan-2024	7 days	2 days	✓
Total Metals : Total Mercury in Water by CVAAS										
Glass vial - total (lab preserved) SQU DS 1	E508	02-Jan-2024	04-Jan-2024	28 days	2 days	✓	04-Jan-2024	28 days	0 days	✓
Total Metals : Total Mercury in Water by CVAAS										
Glass vial - total (lab preserved) SQU US 1	E508	02-Jan-2024	04-Jan-2024	28 days	2 days	✓	04-Jan-2024	28 days	0 days	✓
Total Metals : Total Mercury in Water by CVAAS										
Glass vial - total (lab preserved) Duplicate	E508	02-Jan-2024	04-Jan-2024	28 days	3 days	✓	04-Jan-2024	28 days	0 days	✓
Total Metals : Total Mercury in Water by CVAAS										
Glass vial - total (lab preserved) Field Blank	E508	02-Jan-2024	04-Jan-2024	28 days	3 days	✓	04-Jan-2024	28 days	0 days	✓
Total Metals : Total Mercury in Water by CVAAS										
Glass vial - total (lab preserved) Travel Blank	E508	02-Jan-2024	04-Jan-2024	28 days	3 days	✓	04-Jan-2024	28 days	0 days	✓
Total Metals : Total Metals in Water by CRC ICPMS										
HDPE - total (lab preserved) SQU DS 1	E420	02-Jan-2024	04-Jan-2024	180 days	2 days	✓	04-Jan-2024	180 days	2 days	✓
Total Metals : Total Metals in Water by CRC ICPMS										
HDPE - total (lab preserved) SQU US 1	E420	02-Jan-2024	04-Jan-2024	180 days	2 days	✓	04-Jan-2024	180 days	2 days	✓
Total Metals : Total Metals in Water by CRC ICPMS										
HDPE - total (lab preserved) Duplicate	E420	02-Jan-2024	04-Jan-2024	180 days	2 days	✓	04-Jan-2024	180 days	3 days	✓



Matrix: **Water** Evaluation: * = Holding time exceedance ; ✓ = Within Holding Time

Analyte Group : Analytical Method Container / Client Sample ID(s)	Method	Sampling Date	Extraction / Preparation				Analysis				
			Preparation Date	Holding Times		Eval	Analysis Date	Holding Times		Eval	
				Rec	Actual			Rec	Actual		
Total Metals : Total Metals in Water by CRC ICPMS											
HDPE - total (lab preserved) Field Blank	E420	02-Jan-2024	04-Jan-2024	180 days	2 days	✓	04-Jan-2024	180 days	3 days	✓	
Total Metals : Total Metals in Water by CRC ICPMS											
HDPE - total (lab preserved) Travel Blank	E420	02-Jan-2024	04-Jan-2024	180 days	2 days	✓	04-Jan-2024	180 days	3 days	✓	
Total Sulfides : Total Sulfide by Colourimetry (Automated Flow)											
HDPE total (zinc acetate+sodium hydroxide) SQU DS 1	E395	02-Jan-2024	----	----	----		04-Jan-2024	7 days	2 days	✓	
Total Sulfides : Total Sulfide by Colourimetry (Automated Flow)											
HDPE total (zinc acetate+sodium hydroxide) SQU US 1	E395	02-Jan-2024	----	----	----		04-Jan-2024	7 days	2 days	✓	
Total Sulfides : Total Sulfide by Colourimetry (Automated Flow)											
HDPE total (zinc acetate+sodium hydroxide) Duplicate	E395	02-Jan-2024	----	----	----		05-Jan-2024	7 days	4 days	✓	
Total Sulfides : Total Sulfide by Colourimetry (Automated Flow)											
HDPE total (zinc acetate+sodium hydroxide) Field Blank	E395	02-Jan-2024	----	----	----		05-Jan-2024	7 days	4 days	✓	
Total Sulfides : Total Sulfide by Colourimetry (Automated Flow)											
HDPE total (zinc acetate+sodium hydroxide) Travel Blank	E395	02-Jan-2024	----	----	----		05-Jan-2024	7 days	4 days	✓	

Legend & Qualifier Definitions

Rec. HT: ALS recommended hold time (see units).



Quality Control Parameter Frequency Compliance

The following report summarizes the frequency of laboratory QC samples analyzed within the analytical batches (QC lots) in which the submitted samples were processed. The actual frequency should be greater than or equal to the expected frequency.

Matrix: **Water** Evaluation: * = QC frequency outside specification; ✓ = QC frequency within specification.

Quality Control Sample Type	Method	QC Lot #	Count		Frequency (%)		
			QC	Regular	Actual	Expected	Evaluation
Analytical Methods							
Laboratory Duplicates (DUP)							
Alkalinity Species by Titration	E290	1293635	1	17	5.8	5.0	✓
Ammonia by Fluorescence	E298	1292532	1	17	5.8	5.0	✓
Bromide in Water by IC (Low Level)	E235.Br-L	1293630	1	13	7.6	5.0	✓
Chemical Oxygen Demand by Colourimetry (Low Level)	E559-L	1295237	2	39	5.1	5.0	✓
Chloride in Water by IC	E235.Cl	1293629	1	18	5.5	5.0	✓
Dissolved Mercury in Water by CVAAS	E509	1295561	1	20	5.0	5.0	✓
Dissolved Metals in Water by CRC ICPMS	E421	1292523	1	16	6.2	5.0	✓
Dissolved Organic Carbon by Combustion (Low Level)	E358-L	1292533	1	4	25.0	5.0	✓
Fluoride in Water by IC	E235.F	1293628	1	18	5.5	5.0	✓
Nitrate in Water by IC (Low Level)	E235.NO3-L	1293631	1	18	5.5	5.0	✓
Nitrite in Water by IC (Low Level)	E235.NO2-L	1293632	1	20	5.0	5.0	✓
Phenols (4AAP) in Water by Colorimetry	E562	1295095	2	26	7.6	5.0	✓
Sulfate in Water by IC	E235.SO4	1293633	1	18	5.5	5.0	✓
TDS by Gravimetry	E162	1293494	1	12	8.3	5.0	✓
Total Kjeldahl Nitrogen by Fluorescence (Low Level)	E318	1292529	1	5	20.0	5.0	✓
Total Mercury in Water by CVAAS	E508	1294674	3	42	7.1	5.0	✓
Total Metals in Water by CRC ICPMS	E420	1293864	1	20	5.0	5.0	✓
Total Nitrogen by Colourimetry	E366	1292530	1	5	20.0	5.0	✓
Total Phosphorus by Colourimetry (0.002 mg/L)	E372-U	1292531	1	5	20.0	5.0	✓
Total Sulfide by Colourimetry (Automated Flow)	E395	1293887	2	10	20.0	5.0	✓
TSS by Gravimetry	E160	1293493	1	12	8.3	5.0	✓
Laboratory Control Samples (LCS)							
Alkalinity Species by Titration	E290	1293635	1	17	5.8	5.0	✓
Ammonia by Fluorescence	E298	1292532	1	17	5.8	5.0	✓
Bromide in Water by IC (Low Level)	E235.Br-L	1293630	1	13	7.6	5.0	✓
Chemical Oxygen Demand by Colourimetry (Low Level)	E559-L	1295237	2	39	5.1	5.0	✓
Chloride in Water by IC	E235.Cl	1293629	1	18	5.5	5.0	✓
Dissolved Mercury in Water by CVAAS	E509	1295561	1	20	5.0	5.0	✓
Dissolved Metals in Water by CRC ICPMS	E421	1292523	1	16	6.2	5.0	✓
Dissolved Organic Carbon by Combustion (Low Level)	E358-L	1292533	1	4	25.0	5.0	✓
Fluoride in Water by IC	E235.F	1293628	1	18	5.5	5.0	✓
Nitrate in Water by IC (Low Level)	E235.NO3-L	1293631	1	18	5.5	5.0	✓
Nitrite in Water by IC (Low Level)	E235.NO2-L	1293632	1	20	5.0	5.0	✓
Phenols (4AAP) in Water by Colorimetry	E562	1295095	2	26	7.6	5.0	✓
Sulfate in Water by IC	E235.SO4	1293633	1	18	5.5	5.0	✓
TDS by Gravimetry	E162	1293494	1	12	8.3	5.0	✓



Matrix: **Water**

Evaluation: * = QC frequency outside specification; ✓ = QC frequency within specification.

Quality Control Sample Type	Method	QC Lot #	Count		Frequency (%)		
			QC	Regular	Actual	Expected	Evaluation
Analytical Methods							
Laboratory Control Samples (LCS) - Continued							
Total Kjeldahl Nitrogen by Fluorescence (Low Level)	E318	1292529	1	5	20.0	5.0	✓
Total Mercury in Water by CVAAS	E508	1294674	3	42	7.1	5.0	✓
Total Metals in Water by CRC ICPMS	E420	1293864	1	20	5.0	5.0	✓
Total Nitrogen by Colourimetry	E366	1292530	1	5	20.0	5.0	✓
Total Phosphorus by Colourimetry (0.002 mg/L)	E372-U	1292531	1	5	20.0	5.0	✓
Total Sulfide by Colourimetry (Automated Flow)	E395	1293887	2	10	20.0	5.0	✓
TSS by Gravimetry	E160	1293493	1	12	8.3	5.0	✓
Method Blanks (MB)							
Alkalinity Species by Titration	E290	1293635	1	17	5.8	5.0	✓
Ammonia by Fluorescence	E298	1292532	1	17	5.8	5.0	✓
Bromide in Water by IC (Low Level)	E235.Br-L	1293630	1	13	7.6	5.0	✓
Chemical Oxygen Demand by Colourimetry (Low Level)	E559-L	1295237	2	39	5.1	5.0	✓
Chloride in Water by IC	E235.Cl	1293629	1	18	5.5	5.0	✓
Dissolved Mercury in Water by CVAAS	E509	1295561	1	20	5.0	5.0	✓
Dissolved Metals in Water by CRC ICPMS	E421	1292523	1	16	6.2	5.0	✓
Dissolved Organic Carbon by Combustion (Low Level)	E358-L	1292533	1	4	25.0	5.0	✓
Fluoride in Water by IC	E235.F	1293628	1	18	5.5	5.0	✓
Nitrate in Water by IC (Low Level)	E235.NO3-L	1293631	1	18	5.5	5.0	✓
Nitrite in Water by IC (Low Level)	E235.NO2-L	1293632	1	20	5.0	5.0	✓
Phenols (4AAP) in Water by Colorimetry	E562	1295095	2	26	7.6	5.0	✓
Sulfate in Water by IC	E235.SO4	1293633	1	18	5.5	5.0	✓
TDS by Gravimetry	E162	1293494	1	12	8.3	5.0	✓
Total Kjeldahl Nitrogen by Fluorescence (Low Level)	E318	1292529	1	5	20.0	5.0	✓
Total Mercury in Water by CVAAS	E508	1294674	3	42	7.1	5.0	✓
Total Metals in Water by CRC ICPMS	E420	1293864	1	20	5.0	5.0	✓
Total Nitrogen by Colourimetry	E366	1292530	1	5	20.0	5.0	✓
Total Phosphorus by Colourimetry (0.002 mg/L)	E372-U	1292531	1	5	20.0	5.0	✓
Total Sulfide by Colourimetry (Automated Flow)	E395	1293887	2	10	20.0	5.0	✓
TSS by Gravimetry	E160	1293493	1	12	8.3	5.0	✓
Matrix Spikes (MS)							
Ammonia by Fluorescence	E298	1292532	1	17	5.8	5.0	✓
Bromide in Water by IC (Low Level)	E235.Br-L	1293630	1	13	7.6	5.0	✓
Chemical Oxygen Demand by Colourimetry (Low Level)	E559-L	1295237	2	39	5.1	5.0	✓
Chloride in Water by IC	E235.Cl	1293629	1	18	5.5	5.0	✓
Dissolved Mercury in Water by CVAAS	E509	1295561	1	20	5.0	5.0	✓
Dissolved Metals in Water by CRC ICPMS	E421	1292523	2	16	12.5	5.0	✓
Dissolved Organic Carbon by Combustion (Low Level)	E358-L	1292533	1	4	25.0	5.0	✓
Fluoride in Water by IC	E235.F	1293628	1	18	5.5	5.0	✓
Nitrate in Water by IC (Low Level)	E235.NO3-L	1293631	1	18	5.5	5.0	✓



Matrix: **Water** Evaluation: ✖ = QC frequency outside specification; ✔ = QC frequency within specification.

Quality Control Sample Type	Method	QC Lot #	Count		Frequency (%)		
			QC	Regular	Actual	Expected	Evaluation
<i>Analytical Methods</i>							
Matrix Spikes (MS) - Continued							
Nitrite in Water by IC (Low Level)	E235.NO2-L	1293632	1	20	5.0	5.0	✔
Phenols (4AAP) in Water by Colorimetry	E562	1295095	2	26	7.6	5.0	✔
Sulfate in Water by IC	E235.SO4	1293633	1	18	5.5	5.0	✔
Total Kjeldahl Nitrogen by Fluorescence (Low Level)	E318	1292529	1	5	20.0	5.0	✔
Total Mercury in Water by CVAAS	E508	1294674	3	42	7.1	5.0	✔
Total Metals in Water by CRC ICPMS	E420	1293864	1	20	5.0	5.0	✔
Total Nitrogen by Colourimetry	E366	1292530	1	5	20.0	5.0	✔
Total Phosphorus by Colourimetry (0.002 mg/L)	E372-U	1292531	1	5	20.0	5.0	✔
Total Sulfide by Colourimetry (Automated Flow)	E395	1293887	2	10	20.0	5.0	✔



Methodology References and Summaries

The analytical methods used by ALS are developed using internationally recognized reference methods (where available), such as those published by US EPA, APHA Standard Methods, ASTM, ISO, Environment Canada, BC MOE, and Ontario MOE. Reference methods may incorporate modifications to improve performance (indicated by "mod").

Analytical Methods	Method / Lab	Matrix	Method Reference	Method Descriptions
TSS by Gravimetry	E160 ALS Environmental - Vancouver	Water	APHA 2540 D (mod)	Total Suspended Solids (TSS) are determined by filtering a sample through a glass fibre filter, following by drying of the filter at $104 \pm 1^\circ\text{C}$, with gravimetric measurement of the filtered solids. Samples containing very high dissolved solid content (i.e. seawaters, brackish waters) may produce a positive bias by this method. Alternate analysis methods are available for these types of samples.
TDS by Gravimetry	E162 ALS Environmental - Vancouver	Water	APHA 2540 C (mod)	Total Dissolved Solids (TDS) are determined by filtering a sample through a glass fibre filter, with evaporation of the filtrate at $180 \pm 2^\circ\text{C}$ for 16 hours or to constant weight, with gravimetric measurement of the residue.
Bromide in Water by IC (Low Level)	E235.Br-L ALS Environmental - Vancouver	Water	EPA 300.1 (mod)	Inorganic anions are analyzed by Ion Chromatography with conductivity and/or UV detection.
Chloride in Water by IC	E235.Cl ALS Environmental - Vancouver	Water	EPA 300.1 (mod)	Inorganic anions are analyzed by Ion Chromatography with conductivity and/or UV detection.
Fluoride in Water by IC	E235.F ALS Environmental - Vancouver	Water	EPA 300.1 (mod)	Inorganic anions are analyzed by Ion Chromatography with conductivity and/or UV detection.
Nitrite in Water by IC (Low Level)	E235.NO2-L ALS Environmental - Vancouver	Water	EPA 300.1 (mod)	Inorganic anions are analyzed by Ion Chromatography with conductivity and/or UV detection.
Nitrate in Water by IC (Low Level)	E235.NO3-L ALS Environmental - Vancouver	Water	EPA 300.1 (mod)	Inorganic anions are analyzed by Ion Chromatography with conductivity and/or UV detection.
Sulfate in Water by IC	E235.SO4 ALS Environmental - Vancouver	Water	EPA 300.1 (mod)	Inorganic anions are analyzed by Ion Chromatography with conductivity and/or UV detection.
Alkalinity Species by Titration	E290 ALS Environmental - Vancouver	Water	APHA 2320 B (mod)	Total alkalinity is determined by potentiometric titration to a pH 4.5 endpoint. Bicarbonate, carbonate and hydroxide alkalinity are calculated from phenolphthalein alkalinity and total alkalinity values.



Analytical Methods	Method / Lab	Matrix	Method Reference	Method Descriptions
Ammonia by Fluorescence	E298 ALS Environmental - Vancouver	Water	Method Fialab 100, 2018	Ammonia in water is determined by automated continuous flow analysis with membrane diffusion and fluorescence detection, after reaction with OPA (ortho-phthalaldehyde). This method is approved under US EPA 40 CFR Part 136 (May 2021)
Total Kjeldahl Nitrogen by Fluorescence (Low Level)	E318 ALS Environmental - Vancouver	Water	Method Fialab 100, 2018	TKN in water is determined by automated continuous flow analysis with membrane diffusion and fluorescence detection, after reaction with OPA (ortho-phthalaldehyde). This method is approved under US EPA 40 CFR Part 136 (May 2021).
Dissolved Organic Carbon by Combustion (Low Level)	E358-L ALS Environmental - Vancouver	Water	APHA 5310 B (mod)	Dissolved Organic Carbon (Non-Purgeable), also known as NPOC (dissolved), is a direct measurement of DOC after a filtered (0.45 micron) sample has been acidified and purged to remove inorganic carbon (IC). Analysis is by high temperature combustion with infrared detection of CO ₂ . NPOC does not include volatile organic species that are purged off with IC. For samples where the majority of DC (dissolved carbon) is comprised of IC (which is common), this method is more accurate and more reliable than the DOC by subtraction method (i.e. DC minus DIC).
Total Nitrogen by Colourimetry	E366 ALS Environmental - Vancouver	Water	Chinchilla Scientific Nitrate Method, 2011	Following digestion, total nitrogen is is determined colourimetrically using a discrete analyzer utilizing the vanadium chloride reduction method. This method of analysis is approved under US EPA 40 CFR Part 136 (May 2021).
Total Phosphorus by Colourimetry (0.002 mg/L)	E372-U ALS Environmental - Vancouver	Water	APHA 4500-P E (mod).	Total Phosphorus is determined colourimetrically using a discrete analyzer after heated persulfate digestion of the sample.
Total Sulfide by Colourimetry (Automated Flow)	E395 ALS Environmental - Vancouver	Water	APHA 4500 -S E-Auto-Colorimetry	Sulfide is determined using the gas dialysis automated methylene blue colourimetric method. Results expressed "as H ₂ S" if reported represent the maximum possible H ₂ S concentration based on the total sulfide concentration in the sample. The H ₂ S calculation converts Total Sulphide as (S ₂ ⁻) and reports it as Total Sulphide as (H ₂ S)
Total Metals in Water by CRC ICPMS	E420 ALS Environmental - Vancouver	Water	EPA 200.2/6020B (mod)	Water samples are digested with nitric and hydrochloric acids, and analyzed by Collision/Reaction Cell ICPMS. Method Limitation (re: Sulfur): Sulfide and volatile sulfur species may not be recovered by this method.
Dissolved Metals in Water by CRC ICPMS	E421 ALS Environmental - Vancouver	Water	APHA 3030B/EPA 6020B (mod)	Water samples are filtered (0.45 um), preserved with nitric acid, and analyzed by Collision/Reaction Cell ICPMS. Method Limitation (re: Sulfur): Sulfide and volatile sulfur species may not be recovered by this method.
Total Mercury in Water by CVAAS	E508 ALS Environmental - Vancouver	Water	EPA 1631E (mod)	Water samples undergo a cold-oxidation using bromine monochloride prior to reduction with stannous chloride, and analyzed by CVAAS



Analytical Methods	Method / Lab	Matrix	Method Reference	Method Descriptions
Dissolved Mercury in Water by CVAAS	E509 ALS Environmental - Vancouver	Water	APHA 3030B/EPA 1631E (mod)	Water samples are filtered (0.45 um), preserved with HCl, then undergo a cold-oxidation using bromine monochloride prior to reduction with stannous chloride, and analyzed by CVAAS.
Chemical Oxygen Demand by Colourimetry (Low Level)	E559-L ALS Environmental - Vancouver	Water	APHA 5220 D (mod)	Samples are analyzed using the closed reflux colourimetric method.
Phenols (4AAP) in Water by Colorimetry	E562 ALS Environmental - Edmonton	Water	EPA 9066	This automated method is based on the distillation of phenol and subsequent reaction of the distillate with alkaline ferricyanide (K ₃ Fe(CN) ₆) and 4-amino-antipyrine (4-AAP) to form a red complex which is measured colorimetrically.
Dissolved Hardness (Calculated)	EC100 ALS Environmental - Vancouver	Water	APHA 2340B	"Hardness (as CaCO ₃ , dissolved)" is calculated from the sum of dissolved Calcium and Magnesium concentrations, expressed in CaCO ₃ equivalents. "Total Hardness" refers to the sum of Calcium and Magnesium Hardness. Hardness is normally or preferentially calculated from dissolved Calcium and Magnesium concentrations, because it is a property of water due to dissolved divalent cations.
Hardness (Calculated) from Total Ca/Mg	EC100A ALS Environmental - Vancouver	Water	APHA 2340B	"Hardness (as CaCO ₃), from total Ca/Mg" is calculated from the sum of total Calcium and Magnesium concentrations, expressed in CaCO ₃ equivalents. "Total Hardness" refers to the sum of Calcium and Magnesium Hardness. Hardness is normally or preferentially calculated from dissolved Calcium and Magnesium concentrations, because it is a property of water due to dissolved divalent cations. Hardness from total Ca/Mg is normally comparable to Dissolved Hardness in non-turbid waters.
Un-ionized Total Hydrogen Sulfide (calculated)	EC395 ALS Environmental - Vancouver	Water	APHA 4500 -S H	Un-ionized sulfide is calculated using results from total sulfide analysis, pH, temperature, and ionic strength of the sample. Calculation of un-ionized sulfide using total sulfide concentrations may be biased high due to particulate forms of sulfide measured during total sulfide testing.
Field pH,EC,Salinity,Cl ₂ ,ClO ₂ ,ORP,DO, Turbidity,T,T-P,o-PO ₄ ,NH ₃ ,Chloramine	EF001 ALS Environmental - Vancouver	Water	Field Measurement (Client Supplied)	Field pH,EC,Salinity,Cl ₂ ,ClO ₂ ,ORP,DO, Turbidity,T,T-P,o-PO ₄ ,NH ₃ or Chloramine measurements provided by client and recorded on ALS report may affect the validity of results.

Preparation Methods	Method / Lab	Matrix	Method Reference	Method Descriptions
Preparation for Ammonia	EP298 ALS Environmental - Vancouver	Water		Sample preparation for Preserved Nutrients Water Quality Analysis.
Digestion for TKN in water	EP318 ALS Environmental - Vancouver	Water	APHA 4500-Norg D (mod)	Samples are digested at high temperature using Sulfuric Acid with Copper catalyst, which converts organic nitrogen sources to Ammonia, which is then quantified by the analytical method as TKN. This method is unsuitable for samples containing high levels of nitrate. If nitrate exceeds TKN concentration by ten times or more, results may be biased low.



<i>Preparation Methods</i>	<i>Method / Lab</i>	<i>Matrix</i>	<i>Method Reference</i>	<i>Method Descriptions</i>
Preparation for Dissolved Organic Carbon for Combustion	EP358 ALS Environmental - Vancouver	Water	APHA 5310 B (mod)	Preparation for Dissolved Organic Carbon
Digestion for Total Nitrogen in water	EP366 ALS Environmental - Vancouver	Water	APHA 4500-P J (mod)	Samples for total nitrogen analysis are digested using a heated persulfate digestion. Nitrogen compounds are converted to nitrate in this digestion.
Digestion for Total Phosphorus in water	EP372 ALS Environmental - Vancouver	Water	APHA 4500-P E (mod).	Samples are heated with a persulfate digestion reagent.
Dissolved Metals Water Filtration	EP421 ALS Environmental - Vancouver	Water	APHA 3030B	Water samples are filtered (0.45 um), and preserved with HNO ₃ .
Dissolved Mercury Water Filtration	EP509 ALS Environmental - Vancouver	Water	APHA 3030B	Water samples are filtered (0.45 um), and preserved with HCl.

QUALITY CONTROL REPORT

<p>Work Order : VA24A0032</p> <p>Client : Triton Environmental Consultants Ltd.</p> <p>Contact : [REDACTED]</p> <p>Address : Suite 1730, 1111 West Georgia St Vancouver BC Canada V6E 4M3</p> <p>Telephone :</p> <p>Project : ----</p> <p>PO : ----</p> <p>C-O-C number : ----</p> <p>Sampler : ---- [REDACTED]</p> <p>Site : Water Analysis</p> <p>Quote number : VA23-TRIT100-012</p> <p>No. of samples received : 5</p> <p>No. of samples analysed : 5</p>	<p>Page : 1 of 18</p> <p>Laboratory : ALS Environmental - Vancouver</p> <p>Account Manager : [REDACTED]</p> <p>Address : 8081 Lougheed Highway Burnaby, British Columbia Canada V5A 1W9</p> <p>Telephone : [REDACTED]</p> <p>Date Samples Received : 02-Jan-2024 14:55</p> <p>Date Analysis Commenced : 03-Jan-2024</p> <p>Issue Date : 09-Jan-2024 10:10</p>
---	---

This report supersedes any previous report(s) with this reference. Results apply to the sample(s) as submitted. This document shall not be reproduced, except in full.

This Quality Control Report contains the following information:

- Laboratory Duplicate (DUP) Report; Relative Percent Difference (RPD) and Data Quality Objectives
- Matrix Spike (MS) Report; Recovery and Data Quality Objectives
- Method Blank (MB) Report; Recovery and Data Quality Objectives
- Laboratory Control Sample (LCS) Report; Recovery and Data Quality Objectives

Signatories

This document has been electronically signed by the authorized signatories below. Electronic signing is conducted in accordance with US FDA 21 CFR Part 11.

<i>Signatories</i>	<i>Position</i>	<i>Laboratory Department</i>
Brooke Miller	Laboratory Analyst	Edmonton Inorganics, Edmonton, Alberta
Dan Gebert	Laboratory Analyst	Vancouver Metals, Burnaby, British Columbia
Erin Sanchez		Vancouver Metals, Burnaby, British Columbia
Juanita Martis	Laboratory Analyst	Vancouver Metals, Burnaby, British Columbia
Kim Jensen	Department Manager - Metals	Vancouver Inorganics, Burnaby, British Columbia
Kim Jensen	Department Manager - Metals	Vancouver Metals, Burnaby, British Columbia
Miles Gropen	Department Manager - Inorganics	Vancouver Inorganics, Burnaby, British Columbia
Owen Cheng		Vancouver Metals, Burnaby, British Columbia
Paolo Obillo	Account Manager Assistant	Vancouver Administration, Burnaby, British Columbia
Tracy Harley	Supervisor - Water Quality Instrumentation	Vancouver Inorganics, Burnaby, British Columbia



General Comments

The ALS Quality Control (QC) report is optionally provided to ALS clients upon request. ALS test methods include comprehensive QC checks with every analysis to ensure our high standards of quality are met. Each QC result has a known or expected target value, which is compared against predetermined Data Quality Objectives (DQOs) to provide confidence in the accuracy of associated test results. This report contains detailed results for all QC results applicable to this sample submission. Please refer to the ALS Quality Control Interpretation report (QCI) for applicable method references and methodology summaries.

Key :

Anonymous = Refers to samples which are not part of this work order, but which formed part of the QC process lot.

CAS Number = Chemical Abstracts Service number is a unique identifier assigned to discrete substances.

DQO = Data Quality Objective.

LOR = Limit of Reporting (detection limit).

RPD = Relative Percent Difference

= Indicates a QC result that did not meet the ALS DQO.

Workorder Comments

Holding times are displayed as "---" if no guidance exists from CCME, Canadian provinces, or broadly recognized international references.



Laboratory Duplicate (DUP) Report

A Laboratory Duplicate (DUP) is a randomly selected intralaboratory replicate sample. Laboratory Duplicates provide information regarding method precision and sample heterogeneity. ALS DQOs for Laboratory Duplicates are expressed as test-specific limits for Relative Percent Difference (RPD), or as an absolute difference limit of 2 times the LOR for low concentration duplicates within ~ 4-10 times the LOR (cut-off is test-specific).

Sub-Matrix: Water					Laboratory Duplicate (DUP) Report						
Laboratory sample ID	Client sample ID	Analyte	CAS Number	Method	LOR	Unit	Original Result	Duplicate Result	RPD(%) or Difference	Duplicate Limits	Qualifier
Physical Tests (QC Lot: 1293493)											
FJ2400006-001	Anonymous	Solids, total suspended [TSS]	----	E160	3.0	mg/L	<3.0	<3.0	0	Diff <2x LOR	----
Physical Tests (QC Lot: 1293494)											
FJ2400006-001	Anonymous	Solids, total dissolved [TDS]	----	E162	20	mg/L	160	152	9	Diff <2x LOR	----
Physical Tests (QC Lot: 1293635)											
VA24A0047-001	Anonymous	Alkalinity, total (as CaCO3)	----	E290	1.0	mg/L	52.3	52.2	0.191%	20%	----
Anions and Nutrients (QC Lot: 1292529)											
VA24A0032-001	SQU DS 1	Kjeldahl nitrogen, total [TKN]	----	E318	0.050	mg/L	0.150	0.151	0.001	Diff <2x LOR	----
Anions and Nutrients (QC Lot: 1292530)											
VA24A0032-001	SQU DS 1	Nitrogen, total	7727-37-9	E366	0.030	mg/L	0.219	0.218	0.0010	Diff <2x LOR	----
Anions and Nutrients (QC Lot: 1292531)											
VA24A0032-001	SQU DS 1	Phosphorus, total	7723-14-0	E372-U	0.0020	mg/L	0.0148	0.0170	0.0022	Diff <2x LOR	----
Anions and Nutrients (QC Lot: 1292532)											
VA23D1016-025	Anonymous	Ammonia, total (as N)	7664-41-7	E298	0.100	mg/L	5.48	6.05	9.86%	20%	----
Anions and Nutrients (QC Lot: 1293628)											
VA24A0032-001	SQU DS 1	Fluoride	16984-48-8	E235.F	0.020	mg/L	<0.020	<0.020	0	Diff <2x LOR	----
Anions and Nutrients (QC Lot: 1293629)											
VA24A0032-001	SQU DS 1	Chloride	16887-00-6	E235.Cl	0.50	mg/L	1.99	2.00	0.005	Diff <2x LOR	----
Anions and Nutrients (QC Lot: 1293630)											
VA24A0032-001	SQU DS 1	Bromide	24959-67-9	E235.Br-L	0.050	mg/L	<0.050	<0.050	0	Diff <2x LOR	----
Anions and Nutrients (QC Lot: 1293631)											
VA24A0032-001	SQU DS 1	Nitrate (as N)	14797-55-8	E235.NO3-L	0.0050	mg/L	0.0634	0.0618	2.49%	20%	----
Anions and Nutrients (QC Lot: 1293632)											
VA24A0032-001	SQU DS 1	Nitrite (as N)	14797-65-0	E235.NO2-L	0.0010	mg/L	<0.0010	<0.0010	0	Diff <2x LOR	----
Anions and Nutrients (QC Lot: 1293633)											
VA24A0032-001	SQU DS 1	Sulfate (as SO4)	14808-79-8	E235.SO4	0.30	mg/L	4.52	4.52	0.110%	20%	----
Organic / Inorganic Carbon (QC Lot: 1292533)											
VA24A0032-001	SQU DS 1	Carbon, dissolved organic [DOC]	----	E358-L	0.50	mg/L	2.04	1.81	0.23	Diff <2x LOR	----
Total Sulfides (QC Lot: 1293887)											
VA24A0032-001	SQU DS 1	Sulfide, total (as S)	18496-25-8	E395	0.0015	mg/L	<0.0015	<0.0015	0	Diff <2x LOR	----
Total Sulfides (QC Lot: 1295617)											



Sub-Matrix: Water					Laboratory Duplicate (DUP) Report						
Laboratory sample ID	Client sample ID	Analyte	CAS Number	Method	LOR	Unit	Original Result	Duplicate Result	RPD(%) or Difference	Duplicate Limits	Qualifier
Total Sulfides (QC Lot: 1295617) - continued											
VA24A0032-003	Duplicate	Sulfide, total (as S)	18496-25-8	E395	0.0015	mg/L	<0.0015	<0.0015	0	Diff <2x LOR	---
Total Metals (QC Lot: 1293864)											
YL2400001-001	Anonymous	Aluminum, total	7429-90-5	E420	0.0030	mg/L	0.0623	0.0614	1.54%	20%	---
		Antimony, total	7440-36-0	E420	0.00010	mg/L	<0.00010	<0.00010	0	Diff <2x LOR	---
		Arsenic, total	7440-38-2	E420	0.00010	mg/L	0.00026	0.00028	0.00002	Diff <2x LOR	---
		Barium, total	7440-39-3	E420	0.00010	mg/L	0.0163	0.0161	1.17%	20%	---
		Beryllium, total	7440-41-7	E420	0.000020	mg/L	<0.000020	<0.000020	0	Diff <2x LOR	---
		Bismuth, total	7440-69-9	E420	0.000050	mg/L	<0.000050	<0.000050	0	Diff <2x LOR	---
		Boron, total	7440-42-8	E420	0.010	mg/L	0.088	0.090	0.002	Diff <2x LOR	---
		Cadmium, total	7440-43-9	E420	0.0000050	mg/L	0.0000052	<0.0000050	0.0000002	Diff <2x LOR	---
		Calcium, total	7440-70-2	E420	0.050	mg/L	12.2	12.2	0.266%	20%	---
		Cesium, total	7440-46-2	E420	0.000010	mg/L	0.000015	0.000018	0.000002	Diff <2x LOR	---
		Chromium, total	7440-47-3	E420	0.00050	mg/L	<0.00050	<0.00050	0	Diff <2x LOR	---
		Cobalt, total	7440-48-4	E420	0.00010	mg/L	0.00018	0.00021	0.00003	Diff <2x LOR	---
		Copper, total	7440-50-8	E420	0.00050	mg/L	0.00101	0.00091	0.00009	Diff <2x LOR	---
		Iron, total	7439-89-6	E420	0.010	mg/L	0.175	0.189	7.65%	20%	---
		Lead, total	7439-92-1	E420	0.000050	mg/L	0.000162	0.000160	0.000003	Diff <2x LOR	---
		Lithium, total	7439-93-2	E420	0.0010	mg/L	0.0032	0.0032	0.00004	Diff <2x LOR	---
		Magnesium, total	7439-95-4	E420	0.0050	mg/L	4.43	4.45	0.306%	20%	---
		Manganese, total	7439-96-5	E420	0.00010	mg/L	0.0550	0.0657	17.7%	20%	---
		Molybdenum, total	7439-98-7	E420	0.000050	mg/L	0.000065	0.000077	0.000012	Diff <2x LOR	---
		Nickel, total	7440-02-0	E420	0.00050	mg/L	0.00094	0.00094	0.000003	Diff <2x LOR	---
		Phosphorus, total	7723-14-0	E420	0.050	mg/L	<0.050	<0.050	0	Diff <2x LOR	---
		Potassium, total	7440-09-7	E420	0.050	mg/L	2.82	2.82	0.202%	20%	---
		Rubidium, total	7440-17-7	E420	0.00020	mg/L	0.00406	0.00410	0.924%	20%	---
		Selenium, total	7782-49-2	E420	0.000050	mg/L	<0.000050	<0.000050	0	Diff <2x LOR	---
		Silicon, total	7440-21-3	E420	0.10	mg/L	0.25	0.27	0.02	Diff <2x LOR	---
		Silver, total	7440-22-4	E420	0.000010	mg/L	<0.000010	<0.000010	0	Diff <2x LOR	---
		Sodium, total	7440-23-5	E420	0.050	mg/L	10.2	10.2	0.197%	20%	---
		Strontium, total	7440-24-6	E420	0.00020	mg/L	0.150	0.149	0.863%	20%	---
		Sulfur, total	7704-34-9	E420	0.50	mg/L	3.02	2.89	0.12	Diff <2x LOR	---
		Tellurium, total	13494-80-9	E420	0.00020	mg/L	<0.00020	<0.00020	0	Diff <2x LOR	---
		Thallium, total	7440-28-0	E420	0.000010	mg/L	<0.000010	<0.000010	0	Diff <2x LOR	---
		Thorium, total	7440-29-1	E420	0.00010	mg/L	<0.00010	<0.00010	0	Diff <2x LOR	---



Sub-Matrix: Water					Laboratory Duplicate (DUP) Report						
Laboratory sample ID	Client sample ID	Analyte	CAS Number	Method	LOR	Unit	Original Result	Duplicate Result	RPD(%) or Difference	Duplicate Limits	Qualifier
Total Metals (QC Lot: 1293864) - continued											
YL2400001-001	Anonymous	Tin, total	7440-31-5	E420	0.00010	mg/L	<0.00010	<0.00010	0	Diff <2x LOR	----
		Titanium, total	7440-32-6	E420	0.00030	mg/L	0.00076	0.00085	0.00009	Diff <2x LOR	----
		Tungsten, total	7440-33-7	E420	0.00010	mg/L	<0.00010	<0.00010	0	Diff <2x LOR	----
		Uranium, total	7440-61-1	E420	0.000010	mg/L	0.000026	0.000029	0.000003	Diff <2x LOR	----
		Vanadium, total	7440-62-2	E420	0.00050	mg/L	<0.00050	<0.00050	0	Diff <2x LOR	----
		Zinc, total	7440-66-6	E420	0.0030	mg/L	<0.0030	<0.0030	0	Diff <2x LOR	----
		Zirconium, total	7440-67-7	E420	0.00020	mg/L	<0.00020	<0.00020	0	Diff <2x LOR	----
Total Metals (QC Lot: 1294674)											
VA23D1016-014	Anonymous	Mercury, total	7439-97-6	E508	0.0000050	mg/L	<0.0000050	<0.0000050	0	Diff <2x LOR	----
Total Metals (QC Lot: 1294682)											
FJ2400008-017	Anonymous	Mercury, total	7439-97-6	E508	0.0000050	mg/L	<0.0000050	<0.0000050	0	Diff <2x LOR	----
Total Metals (QC Lot: 1295719)											
FJ2400008-004	Anonymous	Mercury, total	7439-97-6	E508	0.0000050	mg/L	<0.0000050	<0.0000050	0	Diff <2x LOR	----
Dissolved Metals (QC Lot: 1292523)											
VA24A0047-001	Anonymous	Aluminum, dissolved	7429-90-5	E421	0.0010	mg/L	0.0163	0.0161	1.26%	20%	----
		Antimony, dissolved	7440-36-0	E421	0.00010	mg/L	0.0102	0.0101	0.782%	20%	----
		Arsenic, dissolved	7440-38-2	E421	0.00010	mg/L	0.00495	0.00484	2.33%	20%	----
		Barium, dissolved	7440-39-3	E421	0.00010	mg/L	0.0418	0.0418	0.0817%	20%	----
		Beryllium, dissolved	7440-41-7	E421	0.000020	mg/L	<0.000020	<0.000020	0	Diff <2x LOR	----
		Bismuth, dissolved	7440-69-9	E421	0.000050	mg/L	<0.000050	<0.000050	0	Diff <2x LOR	----
		Boron, dissolved	7440-42-8	E421	0.010	mg/L	0.100	0.100	0.900%	20%	----
		Cadmium, dissolved	7440-43-9	E421	0.0000050	mg/L	0.0000210	0.0000199	0.0000011	Diff <2x LOR	----
		Calcium, dissolved	7440-70-2	E421	0.050	mg/L	24.0	23.9	0.353%	20%	----
		Cesium, dissolved	7440-46-2	E421	0.000010	mg/L	0.00241	0.00241	0.000747%	20%	----
		Chromium, dissolved	7440-47-3	E421	0.00050	mg/L	<0.00050	<0.00050	0	Diff <2x LOR	----
		Cobalt, dissolved	7440-48-4	E421	0.00010	mg/L	<0.00010	<0.00010	0	Diff <2x LOR	----
		Copper, dissolved	7440-50-8	E421	0.00020	mg/L	<0.00020	<0.00020	0	Diff <2x LOR	----
		Iron, dissolved	7439-89-6	E421	0.010	mg/L	<0.010	<0.010	0	Diff <2x LOR	----
		Lead, dissolved	7439-92-1	E421	0.000050	mg/L	0.000067	0.000068	0.0000005	Diff <2x LOR	----
		Lithium, dissolved	7439-93-2	E421	0.0010	mg/L	0.0632	0.0596	5.81%	20%	----
		Magnesium, dissolved	7439-95-4	E421	0.0050	mg/L	1.80	1.81	0.511%	20%	----
		Manganese, dissolved	7439-96-5	E421	0.00010	mg/L	0.0675	0.0662	1.87%	20%	----
		Molybdenum, dissolved	7439-98-7	E421	0.000050	mg/L	0.0109	0.0108	1.19%	20%	----
		Nickel, dissolved	7440-02-0	E421	0.00050	mg/L	<0.00050	<0.00050	0	Diff <2x LOR	----



Sub-Matrix: Water					Laboratory Duplicate (DUP) Report						
Laboratory sample ID	Client sample ID	Analyte	CAS Number	Method	LOR	Unit	Original Result	Duplicate Result	RPD(%) or Difference	Duplicate Limits	Qualifier
Dissolved Metals (QC Lot: 1292523) - continued											
VA24A0047-001	Anonymous	Phosphorus, dissolved	7723-14-0	E421	0.050	mg/L	<0.050	<0.050	0	Diff <2x LOR	----
		Potassium, dissolved	7440-09-7	E421	0.050	mg/L	14.3	14.6	1.83%	20%	----
		Rubidium, dissolved	7440-17-7	E421	0.00020	mg/L	0.0183	0.0180	1.26%	20%	----
		Selenium, dissolved	7782-49-2	E421	0.000050	mg/L	0.00102	0.00109	7.22%	20%	----
		Silicon, dissolved	7440-21-3	E421	0.050	mg/L	1.59	1.66	4.04%	20%	----
		Silver, dissolved	7440-22-4	E421	0.000010	mg/L	<0.000010	<0.000010	0	Diff <2x LOR	----
		Sodium, dissolved	7440-23-5	E421	0.050	mg/L	34.7	34.4	0.780%	20%	----
		Strontium, dissolved	7440-24-6	E421	0.00020	mg/L	0.494	0.488	1.21%	20%	----
		Sulfur, dissolved	7704-34-9	E421	0.50	mg/L	24.3	25.1	3.29%	20%	----
		Tellurium, dissolved	13494-80-9	E421	0.00020	mg/L	<0.00020	<0.00020	0	Diff <2x LOR	----
		Thallium, dissolved	7440-28-0	E421	0.000010	mg/L	0.000048	0.000050	0.000002	Diff <2x LOR	----
		Thorium, dissolved	7440-29-1	E421	0.00010	mg/L	<0.00010	<0.00010	0	Diff <2x LOR	----
		Tin, dissolved	7440-31-5	E421	0.00010	mg/L	<0.00010	<0.00010	0	Diff <2x LOR	----
		Titanium, dissolved	7440-32-6	E421	0.00030	mg/L	<0.00030	<0.00030	0	Diff <2x LOR	----
		Tungsten, dissolved	7440-33-7	E421	0.00010	mg/L	0.00119	0.00121	1.35%	20%	----
		Uranium, dissolved	7440-61-1	E421	0.000010	mg/L	0.000410	0.000414	0.813%	20%	----
		Vanadium, dissolved	7440-62-2	E421	0.00050	mg/L	<0.00050	<0.00050	0	Diff <2x LOR	----
		Zinc, dissolved	7440-66-6	E421	0.0010	mg/L	<0.0010	<0.0010	0	Diff <2x LOR	----
		Zirconium, dissolved	7440-67-7	E421	0.00030	mg/L	<0.00030	<0.00030	0	Diff <2x LOR	----
Dissolved Metals (QC Lot: 1295561)											
KS2304955-001	Anonymous	Mercury, dissolved	7439-97-6	E509	0.0000050	mg/L	<0.0000050	<0.0000050	0	Diff <2x LOR	----
Aggregate Organics (QC Lot: 1295095)											
VA24A0166-001	Anonymous	Phenols, total (4AAP)	----	E562	0.0010	mg/L	<0.0010	<0.0010	0	Diff <2x LOR	----
Aggregate Organics (QC Lot: 1295237)											
FJ2303357-001	Anonymous	Chemical oxygen demand [COD]	----	E559-L	10	mg/L	10	11	0.6	Diff <2x LOR	----
Aggregate Organics (QC Lot: 1296769)											
CG2400074-001	Anonymous	Phenols, total (4AAP)	----	E562	0.0010	mg/L	<0.0010	<0.0010	0	Diff <2x LOR	----
Aggregate Organics (QC Lot: 1296861)											
VA23D1020-001	Anonymous	Chemical oxygen demand [COD]	----	E559-L	10	mg/L	64	64	0.6	Diff <2x LOR	----



Method Blank (MB) Report

A Method Blank is an analyte-free matrix that undergoes sample processing identical to that carried out for test samples. Method Blank results are used to monitor and control for potential contamination from the laboratory environment and reagents. For most tests, the DQO for Method Blanks is for the result to be < LOR.

Sub-Matrix: **Water**

Analyte	CAS Number	Method	LOR	Unit	Result	Qualifier
Physical Tests (QCLot: 1293493)						
Solids, total suspended [TSS]	----	E160	3	mg/L	<3.0	----
Physical Tests (QCLot: 1293494)						
Solids, total dissolved [TDS]	----	E162	10	mg/L	<10	----
Physical Tests (QCLot: 1293635)						
Alkalinity, total (as CaCO3)	----	E290	1	mg/L	1.1	----
Anions and Nutrients (QCLot: 1292529)						
Kjeldahl nitrogen, total [TKN]	----	E318	0.05	mg/L	<0.050	----
Anions and Nutrients (QCLot: 1292530)						
Nitrogen, total	7727-37-9	E366	0.03	mg/L	<0.030	----
Anions and Nutrients (QCLot: 1292531)						
Phosphorus, total	7723-14-0	E372-U	0.002	mg/L	<0.0020	----
Anions and Nutrients (QCLot: 1292532)						
Ammonia, total (as N)	7664-41-7	E298	0.005	mg/L	<0.0050	----
Anions and Nutrients (QCLot: 1293628)						
Fluoride	16984-48-8	E235.F	0.02	mg/L	<0.020	----
Anions and Nutrients (QCLot: 1293629)						
Chloride	16887-00-6	E235.Cl	0.5	mg/L	<0.50	----
Anions and Nutrients (QCLot: 1293630)						
Bromide	24959-67-9	E235.Br-L	0.05	mg/L	<0.050	----
Anions and Nutrients (QCLot: 1293631)						
Nitrate (as N)	14797-55-8	E235.NO3-L	0.005	mg/L	<0.0050	----
Anions and Nutrients (QCLot: 1293632)						
Nitrite (as N)	14797-65-0	E235.NO2-L	0.001	mg/L	<0.0010	----
Anions and Nutrients (QCLot: 1293633)						
Sulfate (as SO4)	14808-79-8	E235.SO4	0.3	mg/L	<0.30	----
Organic / Inorganic Carbon (QCLot: 1292533)						
Carbon, dissolved organic [DOC]	----	E358-L	0.5	mg/L	<0.50	----
Total Sulfides (QCLot: 1293887)						
Sulfide, total (as S)	18496-25-8	E395	0.0015	mg/L	<0.0015	----
Total Sulfides (QCLot: 1295617)						
Sulfide, total (as S)	18496-25-8	E395	0.0015	mg/L	<0.0015	----
Total Metals (QCLot: 1293864)						



Sub-Matrix: **Water**

Analyte	CAS Number	Method	LOR	Unit	Result	Qualifier
Total Metals (QCLot: 1293864) - continued						
Aluminum, total	7429-90-5	E420	0.003	mg/L	<0.0030	---
Antimony, total	7440-36-0	E420	0.0001	mg/L	<0.00010	---
Arsenic, total	7440-38-2	E420	0.0001	mg/L	<0.00010	---
Barium, total	7440-39-3	E420	0.0001	mg/L	<0.00010	---
Beryllium, total	7440-41-7	E420	0.00002	mg/L	<0.000020	---
Bismuth, total	7440-69-9	E420	0.00005	mg/L	<0.000050	---
Boron, total	7440-42-8	E420	0.01	mg/L	<0.010	---
Cadmium, total	7440-43-9	E420	0.000005	mg/L	<0.0000050	---
Calcium, total	7440-70-2	E420	0.05	mg/L	<0.050	---
Cesium, total	7440-46-2	E420	0.00001	mg/L	<0.000010	---
Chromium, total	7440-47-3	E420	0.0005	mg/L	<0.00050	---
Cobalt, total	7440-48-4	E420	0.0001	mg/L	<0.00010	---
Copper, total	7440-50-8	E420	0.0005	mg/L	<0.00050	---
Iron, total	7439-89-6	E420	0.01	mg/L	<0.010	---
Lead, total	7439-92-1	E420	0.00005	mg/L	<0.000050	---
Lithium, total	7439-93-2	E420	0.001	mg/L	<0.0010	---
Magnesium, total	7439-95-4	E420	0.005	mg/L	<0.0050	---
Manganese, total	7439-96-5	E420	0.0001	mg/L	<0.00010	---
Molybdenum, total	7439-98-7	E420	0.00005	mg/L	<0.000050	---
Nickel, total	7440-02-0	E420	0.0005	mg/L	<0.00050	---
Phosphorus, total	7723-14-0	E420	0.05	mg/L	<0.050	---
Potassium, total	7440-09-7	E420	0.05	mg/L	<0.050	---
Rubidium, total	7440-17-7	E420	0.0002	mg/L	<0.00020	---
Selenium, total	7782-49-2	E420	0.00005	mg/L	<0.000050	---
Silicon, total	7440-21-3	E420	0.1	mg/L	<0.10	---
Silver, total	7440-22-4	E420	0.00001	mg/L	<0.000010	---
Sodium, total	7440-23-5	E420	0.05	mg/L	<0.050	---
Strontium, total	7440-24-6	E420	0.0002	mg/L	<0.00020	---
Sulfur, total	7704-34-9	E420	0.5	mg/L	<0.50	---
Tellurium, total	13494-80-9	E420	0.0002	mg/L	<0.00020	---
Thallium, total	7440-28-0	E420	0.00001	mg/L	<0.000010	---
Thorium, total	7440-29-1	E420	0.0001	mg/L	<0.00010	---
Tin, total	7440-31-5	E420	0.0001	mg/L	<0.00010	---
Titanium, total	7440-32-6	E420	0.0003	mg/L	<0.00030	---
Tungsten, total	7440-33-7	E420	0.0001	mg/L	<0.00010	---



Sub-Matrix: **Water**

Analyte	CAS Number	Method	LOR	Unit	Result	Qualifier
Total Metals (QCLot: 1293864) - continued						
Uranium, total	7440-61-1	E420	0.00001	mg/L	<0.000010	---
Vanadium, total	7440-62-2	E420	0.0005	mg/L	<0.00050	---
Zinc, total	7440-66-6	E420	0.003	mg/L	<0.0030	---
Zirconium, total	7440-67-7	E420	0.0002	mg/L	<0.00020	---
Total Metals (QCLot: 1294674)						
Mercury, total	7439-97-6	E508	0.000005	mg/L	<0.0000050	---
Total Metals (QCLot: 1294682)						
Mercury, total	7439-97-6	E508	0.000005	mg/L	<0.0000050	---
Total Metals (QCLot: 1295719)						
Mercury, total	7439-97-6	E508	0.000005	mg/L	<0.0000050	---
Dissolved Metals (QCLot: 1292523)						
Aluminum, dissolved	7429-90-5	E421	0.001	mg/L	<0.0010	---
Antimony, dissolved	7440-36-0	E421	0.0001	mg/L	<0.00010	---
Arsenic, dissolved	7440-38-2	E421	0.0001	mg/L	<0.00010	---
Barium, dissolved	7440-39-3	E421	0.0001	mg/L	<0.00010	---
Beryllium, dissolved	7440-41-7	E421	0.00002	mg/L	<0.000020	---
Bismuth, dissolved	7440-69-9	E421	0.00005	mg/L	<0.000050	---
Boron, dissolved	7440-42-8	E421	0.01	mg/L	<0.010	---
Cadmium, dissolved	7440-43-9	E421	0.000005	mg/L	<0.0000050	---
Calcium, dissolved	7440-70-2	E421	0.05	mg/L	<0.050	---
Cesium, dissolved	7440-46-2	E421	0.00001	mg/L	<0.000010	---
Chromium, dissolved	7440-47-3	E421	0.0005	mg/L	<0.00050	---
Cobalt, dissolved	7440-48-4	E421	0.0001	mg/L	<0.00010	---
Copper, dissolved	7440-50-8	E421	0.0002	mg/L	<0.00020	---
Iron, dissolved	7439-89-6	E421	0.01	mg/L	<0.010	---
Lead, dissolved	7439-92-1	E421	0.00005	mg/L	<0.000050	---
Lithium, dissolved	7439-93-2	E421	0.001	mg/L	<0.0010	---
Magnesium, dissolved	7439-95-4	E421	0.005	mg/L	<0.0050	---
Manganese, dissolved	7439-96-5	E421	0.0001	mg/L	<0.00010	---
Molybdenum, dissolved	7439-98-7	E421	0.00005	mg/L	<0.000050	---
Nickel, dissolved	7440-02-0	E421	0.0005	mg/L	<0.00050	---
Phosphorus, dissolved	7723-14-0	E421	0.05	mg/L	<0.050	---
Potassium, dissolved	7440-09-7	E421	0.05	mg/L	<0.050	---
Rubidium, dissolved	7440-17-7	E421	0.0002	mg/L	<0.00020	---
Selenium, dissolved	7782-49-2	E421	0.00005	mg/L	<0.000050	---



Sub-Matrix: **Water**

Analyte	CAS Number	Method	LOR	Unit	Result	Qualifier
Dissolved Metals (QCLot: 1292523) - continued						
Silicon, dissolved	7440-21-3	E421	0.05	mg/L	<0.050	---
Silver, dissolved	7440-22-4	E421	0.00001	mg/L	<0.000010	---
Sodium, dissolved	7440-23-5	E421	0.05	mg/L	<0.050	---
Strontium, dissolved	7440-24-6	E421	0.0002	mg/L	<0.00020	---
Sulfur, dissolved	7704-34-9	E421	0.5	mg/L	<0.50	---
Tellurium, dissolved	13494-80-9	E421	0.0002	mg/L	<0.00020	---
Thallium, dissolved	7440-28-0	E421	0.00001	mg/L	<0.000010	---
Thorium, dissolved	7440-29-1	E421	0.0001	mg/L	<0.00010	---
Tin, dissolved	7440-31-5	E421	0.0001	mg/L	<0.00010	---
Titanium, dissolved	7440-32-6	E421	0.0003	mg/L	<0.00030	---
Tungsten, dissolved	7440-33-7	E421	0.0001	mg/L	<0.00010	---
Uranium, dissolved	7440-61-1	E421	0.00001	mg/L	<0.000010	---
Vanadium, dissolved	7440-62-2	E421	0.0005	mg/L	<0.00050	---
Zinc, dissolved	7440-66-6	E421	0.001	mg/L	<0.0010	---
Zirconium, dissolved	7440-67-7	E421	0.0002	mg/L	<0.00020	---
Dissolved Metals (QCLot: 1295561)						
Mercury, dissolved	7439-97-6	E509	0.000005	mg/L	<0.0000050	---
Aggregate Organics (QCLot: 1295095)						
Phenols, total (4AAP)	---	E562	0.001	mg/L	<0.0010	---
Aggregate Organics (QCLot: 1295237)						
Chemical oxygen demand [COD]	---	E559-L	10	mg/L	<10	---
Aggregate Organics (QCLot: 1296769)						
Phenols, total (4AAP)	---	E562	0.001	mg/L	<0.0010	---
Aggregate Organics (QCLot: 1296861)						
Chemical oxygen demand [COD]	---	E559-L	10	mg/L	<10	---



Laboratory Control Sample (LCS) Report

A Laboratory Control Sample (LCS) is an analyte-free matrix that has been fortified (spiked) with test analytes at known concentration and processed in an identical manner to test samples. LCS results are expressed as percent recovery, and are used to monitor and control test method accuracy and precision, independent of test sample matrix.

Sub-Matrix: **Water**

					Laboratory Control Sample (LCS) Report				
Analyte	CAS Number	Method	LOR	Unit	Spike	Recovery (%)	Recovery Limits (%)		Qualifier
					Concentration	LCS	Low	High	
Physical Tests (QCLot: 1293493)									
Solids, total suspended [TSS]	----	E160	3	mg/L	150 mg/L	93.7	85.0	115	----
Physical Tests (QCLot: 1293494)									
Solids, total dissolved [TDS]	----	E162	10	mg/L	1000 mg/L	90.0	85.0	115	----
Physical Tests (QCLot: 1293635)									
Alkalinity, total (as CaCO3)	----	E290	1	mg/L	500 mg/L	107	85.0	115	----
Anions and Nutrients (QCLot: 1292529)									
Kjeldahl nitrogen, total [TKN]	----	E318	0.05	mg/L	4 mg/L	99.1	75.0	125	----
Anions and Nutrients (QCLot: 1292530)									
Nitrogen, total	7727-37-9	E366	0.03	mg/L	0.5 mg/L	95.9	75.0	125	----
Anions and Nutrients (QCLot: 1292531)									
Phosphorus, total	7723-14-0	E372-U	0.002	mg/L	0.05 mg/L	92.3	80.0	120	----
Anions and Nutrients (QCLot: 1292532)									
Ammonia, total (as N)	7664-41-7	E298	0.005	mg/L	0.2 mg/L	101	85.0	115	----
Anions and Nutrients (QCLot: 1293628)									
Fluoride	16984-48-8	E235.F	0.02	mg/L	1 mg/L	98.7	90.0	110	----
Anions and Nutrients (QCLot: 1293629)									
Chloride	16887-00-6	E235.Cl	0.5	mg/L	100 mg/L	100	90.0	110	----
Anions and Nutrients (QCLot: 1293630)									
Bromide	24959-67-9	E235.Br-L	0.05	mg/L	0.5 mg/L	99.8	85.0	115	----
Anions and Nutrients (QCLot: 1293631)									
Nitrate (as N)	14797-55-8	E235.NO3-L	0.005	mg/L	2.5 mg/L	100	90.0	110	----
Anions and Nutrients (QCLot: 1293632)									
Nitrite (as N)	14797-65-0	E235.NO2-L	0.001	mg/L	0.5 mg/L	98.7	90.0	110	----
Anions and Nutrients (QCLot: 1293633)									
Sulfate (as SO4)	14808-79-8	E235.SO4	0.3	mg/L	100 mg/L	102	90.0	110	----
Organic / Inorganic Carbon (QCLot: 1292533)									
Carbon, dissolved organic [DOC]	----	E358-L	0.5	mg/L	8.57 mg/L	100	80.0	120	----
Total Sulfides (QCLot: 1293887)									
Sulfide, total (as S)	18496-25-8	E395	0.0015	mg/L	0.08 mg/L	83.4	80.0	120	----



Sub-Matrix: **Water**

					Laboratory Control Sample (LCS) Report				
					Spike	Recovery (%)	Recovery Limits (%)		
Analyte	CAS Number	Method	LOR	Unit	Concentration	LCS	Low	High	Qualifier
Total Sulfides (QCLot: 1295617)									
Sulfide, total (as S)	18496-25-8	E395	0.0015	mg/L	0.08 mg/L	111	80.0	120	---
Total Metals (QCLot: 1293864)									
Aluminum, total	7429-90-5	E420	0.003	mg/L	2 mg/L	103	80.0	120	---
Antimony, total	7440-36-0	E420	0.0001	mg/L	1 mg/L	103	80.0	120	---
Arsenic, total	7440-38-2	E420	0.0001	mg/L	1 mg/L	108	80.0	120	---
Barium, total	7440-39-3	E420	0.0001	mg/L	0.25 mg/L	98.8	80.0	120	---
Beryllium, total	7440-41-7	E420	0.00002	mg/L	0.1 mg/L	104	80.0	120	---
Bismuth, total	7440-69-9	E420	0.00005	mg/L	1 mg/L	103	80.0	120	---
Boron, total	7440-42-8	E420	0.01	mg/L	1 mg/L	95.6	80.0	120	---
Cadmium, total	7440-43-9	E420	0.000005	mg/L	0.1 mg/L	100	80.0	120	---
Calcium, total	7440-70-2	E420	0.05	mg/L	50 mg/L	96.7	80.0	120	---
Cesium, total	7440-46-2	E420	0.00001	mg/L	0.05 mg/L	102	80.0	120	---
Chromium, total	7440-47-3	E420	0.0005	mg/L	0.25 mg/L	102	80.0	120	---
Cobalt, total	7440-48-4	E420	0.0001	mg/L	0.25 mg/L	102	80.0	120	---
Copper, total	7440-50-8	E420	0.0005	mg/L	0.25 mg/L	98.6	80.0	120	---
Iron, total	7439-89-6	E420	0.01	mg/L	1 mg/L	102	80.0	120	---
Lead, total	7439-92-1	E420	0.00005	mg/L	0.5 mg/L	103	80.0	120	---
Lithium, total	7439-93-2	E420	0.001	mg/L	0.25 mg/L	103	80.0	120	---
Magnesium, total	7439-95-4	E420	0.005	mg/L	50 mg/L	108	80.0	120	---
Manganese, total	7439-96-5	E420	0.0001	mg/L	0.25 mg/L	100	80.0	120	---
Molybdenum, total	7439-98-7	E420	0.00005	mg/L	0.25 mg/L	98.2	80.0	120	---
Nickel, total	7440-02-0	E420	0.0005	mg/L	0.5 mg/L	100	80.0	120	---
Phosphorus, total	7723-14-0	E420	0.05	mg/L	10 mg/L	101	80.0	120	---
Potassium, total	7440-09-7	E420	0.05	mg/L	50 mg/L	105	80.0	120	---
Rubidium, total	7440-17-7	E420	0.0002	mg/L	0.1 mg/L	102	80.0	120	---
Selenium, total	7782-49-2	E420	0.00005	mg/L	1 mg/L	103	80.0	120	---
Silicon, total	7440-21-3	E420	0.1	mg/L	10 mg/L	111	80.0	120	---
Silver, total	7440-22-4	E420	0.00001	mg/L	0.1 mg/L	98.0	80.0	120	---
Sodium, total	7440-23-5	E420	0.05	mg/L	50 mg/L	104	80.0	120	---
Strontium, total	7440-24-6	E420	0.0002	mg/L	0.25 mg/L	103	80.0	120	---
Sulfur, total	7704-34-9	E420	0.5	mg/L	50 mg/L	113	80.0	120	---
Tellurium, total	13494-80-9	E420	0.0002	mg/L	0.1 mg/L	97.9	80.0	120	---
Thallium, total	7440-28-0	E420	0.00001	mg/L	1 mg/L	106	80.0	120	---
Thorium, total	7440-29-1	E420	0.0001	mg/L	0.1 mg/L	99.1	80.0	120	---
Tin, total	7440-31-5	E420	0.0001	mg/L	0.5 mg/L	101	80.0	120	---



Sub-Matrix: **Water**

					Laboratory Control Sample (LCS) Report				
					Spike	Recovery (%)	Recovery Limits (%)		
Analyte	CAS Number	Method	LOR	Unit	Concentration	LCS	Low	High	Qualifier
Total Metals (QCLot: 1293864) - continued									
Titanium, total	7440-32-6	E420	0.0003	mg/L	0.25 mg/L	101	80.0	120	---
Tungsten, total	7440-33-7	E420	0.0001	mg/L	0.1 mg/L	102	80.0	120	---
Uranium, total	7440-61-1	E420	0.00001	mg/L	0.005 mg/L	106	80.0	120	---
Vanadium, total	7440-62-2	E420	0.0005	mg/L	0.5 mg/L	102	80.0	120	---
Zinc, total	7440-66-6	E420	0.003	mg/L	0.5 mg/L	100	80.0	120	---
Zirconium, total	7440-67-7	E420	0.0002	mg/L	0.1 mg/L	100	80.0	120	---
Total Metals (QCLot: 1294674)									
Mercury, total	7439-97-6	E508	0.000005	mg/L	0.0001 mg/L	96.8	80.0	120	---
Total Metals (QCLot: 1294682)									
Mercury, total	7439-97-6	E508	0.000005	mg/L	0.0001 mg/L	96.5	80.0	120	---
Total Metals (QCLot: 1295719)									
Mercury, total	7439-97-6	E508	0.000005	mg/L	0.0001 mg/L	96.9	80.0	120	---
Dissolved Metals (QCLot: 1292523)									
Aluminum, dissolved	7429-90-5	E421	0.001	mg/L	2 mg/L	101	80.0	120	---
Antimony, dissolved	7440-36-0	E421	0.0001	mg/L	1 mg/L	100	80.0	120	---
Arsenic, dissolved	7440-38-2	E421	0.0001	mg/L	1 mg/L	104	80.0	120	---
Barium, dissolved	7440-39-3	E421	0.0001	mg/L	0.25 mg/L	102	80.0	120	---
Beryllium, dissolved	7440-41-7	E421	0.00002	mg/L	0.1 mg/L	94.3	80.0	120	---
Bismuth, dissolved	7440-69-9	E421	0.00005	mg/L	1 mg/L	97.1	80.0	120	---
Boron, dissolved	7440-42-8	E421	0.01	mg/L	1 mg/L	90.0	80.0	120	---
Cadmium, dissolved	7440-43-9	E421	0.000005	mg/L	0.1 mg/L	100.0	80.0	120	---
Calcium, dissolved	7440-70-2	E421	0.05	mg/L	50 mg/L	95.8	80.0	120	---
Cesium, dissolved	7440-46-2	E421	0.00001	mg/L	0.05 mg/L	102	80.0	120	---
Chromium, dissolved	7440-47-3	E421	0.0005	mg/L	0.25 mg/L	100	80.0	120	---
Cobalt, dissolved	7440-48-4	E421	0.0001	mg/L	0.25 mg/L	99.2	80.0	120	---
Copper, dissolved	7440-50-8	E421	0.0002	mg/L	0.25 mg/L	98.7	80.0	120	---
Iron, dissolved	7439-89-6	E421	0.01	mg/L	1 mg/L	100	80.0	120	---
Lead, dissolved	7439-92-1	E421	0.00005	mg/L	0.5 mg/L	98.6	80.0	120	---
Lithium, dissolved	7439-93-2	E421	0.001	mg/L	0.25 mg/L	94.4	80.0	120	---
Magnesium, dissolved	7439-95-4	E421	0.005	mg/L	50 mg/L	107	80.0	120	---
Manganese, dissolved	7439-96-5	E421	0.0001	mg/L	0.25 mg/L	100.0	80.0	120	---
Molybdenum, dissolved	7439-98-7	E421	0.00005	mg/L	0.25 mg/L	98.5	80.0	120	---
Nickel, dissolved	7440-02-0	E421	0.0005	mg/L	0.5 mg/L	99.8	80.0	120	---
Phosphorus, dissolved	7723-14-0	E421	0.05	mg/L	10 mg/L	106	80.0	120	---
Potassium, dissolved	7440-09-7	E421	0.05	mg/L	50 mg/L	98.9	80.0	120	---



Sub-Matrix: **Water**

					Laboratory Control Sample (LCS) Report				
					Spike	Recovery (%)	Recovery Limits (%)		
Analyte	CAS Number	Method	LOR	Unit	Concentration	LCS	Low	High	Qualifier
Dissolved Metals (QCLot: 1292523) - continued									
Rubidium, dissolved	7440-17-7	E421	0.0002	mg/L	0.1 mg/L	101	80.0	120	----
Selenium, dissolved	7782-49-2	E421	0.00005	mg/L	1 mg/L	100.0	80.0	120	----
Silicon, dissolved	7440-21-3	E421	0.05	mg/L	10 mg/L	103	80.0	120	----
Silver, dissolved	7440-22-4	E421	0.00001	mg/L	0.1 mg/L	94.3	80.0	120	----
Sodium, dissolved	7440-23-5	E421	0.05	mg/L	50 mg/L	108	80.0	120	----
Strontium, dissolved	7440-24-6	E421	0.0002	mg/L	0.25 mg/L	98.5	80.0	120	----
Sulfur, dissolved	7704-34-9	E421	0.5	mg/L	50 mg/L	87.5	80.0	120	----
Tellurium, dissolved	13494-80-9	E421	0.0002	mg/L	0.1 mg/L	95.2	80.0	120	----
Thallium, dissolved	7440-28-0	E421	0.00001	mg/L	1 mg/L	102	80.0	120	----
Thorium, dissolved	7440-29-1	E421	0.0001	mg/L	0.1 mg/L	98.2	80.0	120	----
Tin, dissolved	7440-31-5	E421	0.0001	mg/L	0.5 mg/L	100	80.0	120	----
Titanium, dissolved	7440-32-6	E421	0.0003	mg/L	0.25 mg/L	92.6	80.0	120	----
Tungsten, dissolved	7440-33-7	E421	0.0001	mg/L	0.1 mg/L	95.0	80.0	120	----
Uranium, dissolved	7440-61-1	E421	0.00001	mg/L	0.005 mg/L	97.1	80.0	120	----
Vanadium, dissolved	7440-62-2	E421	0.0005	mg/L	0.5 mg/L	101	80.0	120	----
Zinc, dissolved	7440-66-6	E421	0.001	mg/L	0.5 mg/L	98.8	80.0	120	----
Zirconium, dissolved	7440-67-7	E421	0.0002	mg/L	0.1 mg/L	101	80.0	120	----
Mercury, dissolved	7439-97-6	E509	0.000005	mg/L	0.0001 mg/L	96.3	80.0	120	----
Aggregate Organics (QCLot: 1295095)									
Phenols, total (4AAP)	---	E562	0.001	mg/L	0.02 mg/L	104	85.0	115	----
Aggregate Organics (QCLot: 1295237)									
Chemical oxygen demand [COD]	---	E559-L	10	mg/L	100 mg/L	108	85.0	115	----
Aggregate Organics (QCLot: 1296769)									
Phenols, total (4AAP)	---	E562	0.001	mg/L	0.02 mg/L	102	85.0	115	----
Aggregate Organics (QCLot: 1296861)									
Chemical oxygen demand [COD]	---	E559-L	10	mg/L	100 mg/L	105	85.0	115	----



Matrix Spike (MS) Report

A Matrix Spike (MS) is a randomly selected intra-laboratory replicate sample that has been fortified (spiked) with test analytes at known concentration, and processed in an identical manner to test samples. Matrix Spikes provide information regarding analyte recovery and potential matrix effects. MS DQO exceedances due to sample matrix may sometimes be unavoidable; in such cases, test results for the associated sample (or similar samples) may be subject to bias. ND – Recovery not determined, background level >= 1x spike level.

Sub-Matrix: **Water**

					Matrix Spike (MS) Report					
					Spike		Recovery (%)	Recovery Limits (%)		
Laboratory sample ID	Client sample ID	Analyte	CAS Number	Method	Concentration	Target	MS	Low	High	Qualifier
Anions and Nutrients (QCLot: 1292529)										
VA24A0032-002	SQU US 1	Kjeldahl nitrogen, total [TKN]	----	E318	2.45 mg/L	2.5 mg/L	98.0	70.0	130	----
Anions and Nutrients (QCLot: 1292530)										
VA24A0032-002	SQU US 1	Nitrogen, total	7727-37-9	E366	0.374 mg/L	0.4 mg/L	93.5	70.0	130	----
Anions and Nutrients (QCLot: 1292531)										
VA24A0032-002	SQU US 1	Phosphorus, total	7723-14-0	E372-U	0.0368 mg/L	0.05 mg/L	73.6	70.0	130	----
Anions and Nutrients (QCLot: 1292532)										
VA23D1016-026	Anonymous	Ammonia, total (as N)	7664-41-7	E298	ND mg/L	0.1 mg/L	ND	75.0	125	----
Anions and Nutrients (QCLot: 1293628)										
VA24A0032-002	SQU US 1	Fluoride	16984-48-8	E235.F	1.04 mg/L	1 mg/L	104	75.0	125	----
Anions and Nutrients (QCLot: 1293629)										
VA24A0032-002	SQU US 1	Chloride	16887-00-6	E235.Cl	105 mg/L	100 mg/L	105	75.0	125	----
Anions and Nutrients (QCLot: 1293630)										
VA24A0032-002	SQU US 1	Bromide	24959-67-9	E235.Br-L	0.534 mg/L	0.5 mg/L	107	75.0	125	----
Anions and Nutrients (QCLot: 1293631)										
VA24A0032-002	SQU US 1	Nitrate (as N)	14797-55-8	E235.NO3-L	2.63 mg/L	2.5 mg/L	105	75.0	125	----
Anions and Nutrients (QCLot: 1293632)										
VA24A0032-002	SQU US 1	Nitrite (as N)	14797-65-0	E235.NO2-L	0.512 mg/L	0.5 mg/L	102	75.0	125	----
Anions and Nutrients (QCLot: 1293633)										
VA24A0032-002	SQU US 1	Sulfate (as SO4)	14808-79-8	E235.SO4	106 mg/L	100 mg/L	106	75.0	125	----
Organic / Inorganic Carbon (QCLot: 1292533)										
VA24A0032-002	SQU US 1	Carbon, dissolved organic [DOC]	----	E358-L	4.99 mg/L	5 mg/L	99.8	70.0	130	----
Total Sulfides (QCLot: 1293887)										
VA24A0032-002	SQU US 1	Sulfide, total (as S)	18496-25-8	E395	0.215 mg/L	0.2 mg/L	108	75.0	125	----
Total Sulfides (QCLot: 1295617)										
VA24A0032-004	Field Blank	Sulfide, total (as S)	18496-25-8	E395	0.0882 mg/L	0.1 mg/L	88.2	75.0	125	----
Total Metals (QCLot: 1293864)										
YL2400002-001	Anonymous	Aluminum, total	7429-90-5	E420	0.994 mg/L	1 mg/L	99.4	70.0	130	----



Sub-Matrix: Water

					Matrix Spike (MS) Report					
					Spike		Recovery (%)	Recovery Limits (%)		
Laboratory sample ID	Client sample ID	Analyte	CAS Number	Method	Concentration	Target	MS	Low	High	Qualifier
Total Metals (QCLot: 1293864) - continued										
YL2400002-001	Anonymous	Antimony, total	7440-36-0	E420	0.101 mg/L	0.1 mg/L	101	70.0	130	----
		Arsenic, total	7440-38-2	E420	0.103 mg/L	0.1 mg/L	103	70.0	130	----
		Barium, total	7440-39-3	E420	0.0950 mg/L	0.1 mg/L	95.0	70.0	130	----
		Beryllium, total	7440-41-7	E420	0.196 mg/L	0.2 mg/L	98.2	70.0	130	----
		Bismuth, total	7440-69-9	E420	0.0481 mg/L	0.05 mg/L	96.2	70.0	130	----
		Boron, total	7440-42-8	E420	ND mg/L	0.5 mg/L	ND	70.0	130	----
		Cadmium, total	7440-43-9	E420	0.0194 mg/L	0.02 mg/L	97.0	70.0	130	----
		Calcium, total	7440-70-2	E420	ND mg/L	20 mg/L	ND	70.0	130	----
		Cesium, total	7440-46-2	E420	0.0503 mg/L	0.05 mg/L	101	70.0	130	----
		Chromium, total	7440-47-3	E420	0.200 mg/L	0.2 mg/L	100	70.0	130	----
		Cobalt, total	7440-48-4	E420	0.0973 mg/L	0.1 mg/L	97.3	70.0	130	----
		Copper, total	7440-50-8	E420	0.0914 mg/L	0.1 mg/L	91.4	70.0	130	----
		Iron, total	7439-89-6	E420	9.85 mg/L	10 mg/L	98.5	70.0	130	----
		Lead, total	7439-92-1	E420	0.0943 mg/L	0.1 mg/L	94.3	70.0	130	----
		Lithium, total	7439-93-2	E420	0.482 mg/L	0.5 mg/L	96.5	70.0	130	----
		Magnesium, total	7439-95-4	E420	ND mg/L	5 mg/L	ND	70.0	130	----
		Manganese, total	7439-96-5	E420	0.0967 mg/L	0.1 mg/L	96.7	70.0	130	----
		Molybdenum, total	7439-98-7	E420	0.0985 mg/L	0.1 mg/L	98.5	70.0	130	----
		Nickel, total	7440-02-0	E420	0.188 mg/L	0.2 mg/L	94.3	70.0	130	----
		Phosphorus, total	7723-14-0	E420	51.0 mg/L	50 mg/L	102	70.0	130	----
		Potassium, total	7440-09-7	E420	ND mg/L	20 mg/L	ND	70.0	130	----
		Rubidium, total	7440-17-7	E420	0.0991 mg/L	0.1 mg/L	99.1	70.0	130	----
		Selenium, total	7782-49-2	E420	0.200 mg/L	0.2 mg/L	100	70.0	130	----
		Silicon, total	7440-21-3	E420	52.4 mg/L	50 mg/L	105	70.0	130	----
		Silver, total	7440-22-4	E420	0.0197 mg/L	0.02 mg/L	98.4	70.0	130	----
		Sodium, total	7440-23-5	E420	ND mg/L	10 mg/L	ND	70.0	130	----
		Strontium, total	7440-24-6	E420	ND mg/L	0.1 mg/L	ND	70.0	130	----
		Sulfur, total	7704-34-9	E420	ND mg/L	100 mg/L	ND	70.0	130	----
		Tellurium, total	13494-80-9	E420	0.192 mg/L	0.2 mg/L	95.8	70.0	130	----
		Thallium, total	7440-28-0	E420	0.0197 mg/L	0.02 mg/L	98.5	70.0	130	----
		Thorium, total	7440-29-1	E420	0.0863 mg/L	0.1 mg/L	86.3	70.0	130	----
		Tin, total	7440-31-5	E420	0.100 mg/L	0.1 mg/L	100	70.0	130	----
		Titanium, total	7440-32-6	E420	0.208 mg/L	0.2 mg/L	104	70.0	130	----
		Tungsten, total	7440-33-7	E420	0.0983 mg/L	0.1 mg/L	98.3	70.0	130	----
		Uranium, total	7440-61-1	E420	0.0198 mg/L	0.02 mg/L	98.8	70.0	130	----



Sub-Matrix: **Water**

					Matrix Spike (MS) Report					
					Spike		Recovery (%)	Recovery Limits (%)		
Laboratory sample ID	Client sample ID	Analyte	CAS Number	Method	Concentration	Target	MS	Low	High	Qualifier
Total Metals (QCLot: 1293864) - continued										
YL2400002-001	Anonymous	Vanadium, total	7440-62-2	E420	0.514 mg/L	0.5 mg/L	103	70.0	130	----
		Zinc, total	7440-66-6	E420	1.91 mg/L	2 mg/L	95.4	70.0	130	----
		Zirconium, total	7440-67-7	E420	0.206 mg/L	0.2 mg/L	103	70.0	130	----
Total Metals (QCLot: 1294674)										
VA23D1016-016	Anonymous	Mercury, total	7439-97-6	E508	0.0000924 mg/L	0.0001 mg/L	92.4	70.0	130	----
Total Metals (QCLot: 1294682)										
KS2304955-001	Anonymous	Mercury, total	7439-97-6	E508	0.0000985 mg/L	0.0001 mg/L	98.5	70.0	130	----
Total Metals (QCLot: 1295719)										
FJ2400008-005	Anonymous	Mercury, total	7439-97-6	E508	0.000100 mg/L	0.0001 mg/L	100	70.0	130	----
Dissolved Metals (QCLot: 1292523)										
VA24A0047-002	Anonymous	Manganese, dissolved	7439-96-5	E421	ND mg/L	0.02 mg/L	ND	70.0	130	----
VA24A0047-002	Anonymous	Aluminum, dissolved	7429-90-5	E421	0.194 mg/L	0.2 mg/L	97.0	70.0	130	----
		Antimony, dissolved	7440-36-0	E421	0.0190 mg/L	0.02 mg/L	95.1	70.0	130	----
		Arsenic, dissolved	7440-38-2	E421	0.0191 mg/L	0.02 mg/L	95.5	70.0	130	----
		Barium, dissolved	7440-39-3	E421	ND mg/L	0.02 mg/L	ND	70.0	130	----
		Beryllium, dissolved	7440-41-7	E421	0.0381 mg/L	0.04 mg/L	95.2	70.0	130	----
		Bismuth, dissolved	7440-69-9	E421	0.00934 mg/L	0.01 mg/L	93.4	70.0	130	----
		Boron, dissolved	7440-42-8	E421	ND mg/L	0.1 mg/L	ND	70.0	130	----
		Cadmium, dissolved	7440-43-9	E421	0.00396 mg/L	0.004 mg/L	98.9	70.0	130	----
		Calcium, dissolved	7440-70-2	E421	ND mg/L	4 mg/L	ND	70.0	130	----
		Cesium, dissolved	7440-46-2	E421	0.00983 mg/L	0.01 mg/L	98.3	70.0	130	----
		Chromium, dissolved	7440-47-3	E421	0.0379 mg/L	0.04 mg/L	94.8	70.0	130	----
		Cobalt, dissolved	7440-48-4	E421	0.0192 mg/L	0.02 mg/L	95.8	70.0	130	----
		Copper, dissolved	7440-50-8	E421	0.0187 mg/L	0.02 mg/L	93.6	70.0	130	----
		Iron, dissolved	7439-89-6	E421	1.88 mg/L	2 mg/L	94.2	70.0	130	----
		Lead, dissolved	7439-92-1	E421	0.0186 mg/L	0.02 mg/L	93.2	70.0	130	----
		Lithium, dissolved	7439-93-2	E421	0.0916 mg/L	0.1 mg/L	91.6	70.0	130	----
		Magnesium, dissolved	7439-95-4	E421	ND mg/L	1 mg/L	ND	70.0	130	----
		Molybdenum, dissolved	7439-98-7	E421	0.0191 mg/L	0.02 mg/L	95.4	70.0	130	----
		Nickel, dissolved	7440-02-0	E421	0.0382 mg/L	0.04 mg/L	95.6	70.0	130	----
		Phosphorus, dissolved	7723-14-0	E421	9.97 mg/L	10 mg/L	99.7	70.0	130	----
		Potassium, dissolved	7440-09-7	E421	ND mg/L	4 mg/L	ND	70.0	130	----
		Rubidium, dissolved	7440-17-7	E421	0.0182 mg/L	0.02 mg/L	91.3	70.0	130	----
		Selenium, dissolved	7782-49-2	E421	0.0393 mg/L	0.04 mg/L	98.3	70.0	130	----




Sub-Matrix: **Water**

					Matrix Spike (MS) Report					
					Spike		Recovery (%)	Recovery Limits (%)		
Laboratory sample ID	Client sample ID	Analyte	CAS Number	Method	Concentration	Target	MS	Low	High	Qualifier
Dissolved Metals (QCLot: 1292523) - continued										
VA24A0047-002	Anonymous	Silicon, dissolved	7440-21-3	E421	9.58 mg/L	10 mg/L	95.8	70.0	130	----
		Silver, dissolved	7440-22-4	E421	0.00378 mg/L	0.004 mg/L	94.6	70.0	130	----
		Sodium, dissolved	7440-23-5	E421	ND mg/L	2 mg/L	ND	70.0	130	----
		Strontium, dissolved	7440-24-6	E421	ND mg/L	0.02 mg/L	ND	70.0	130	----
		Sulfur, dissolved	7704-34-9	E421	ND mg/L	20 mg/L	ND	70.0	130	----
		Tellurium, dissolved	13494-80-9	E421	0.0377 mg/L	0.04 mg/L	94.2	70.0	130	----
		Thallium, dissolved	7440-28-0	E421	0.00379 mg/L	0.004 mg/L	94.7	70.0	130	----
		Thorium, dissolved	7440-29-1	E421	0.0158 mg/L	0.02 mg/L	79.3	70.0	130	----
		Tin, dissolved	7440-31-5	E421	0.0197 mg/L	0.02 mg/L	98.3	70.0	130	----
		Titanium, dissolved	7440-32-6	E421	0.0370 mg/L	0.04 mg/L	92.5	70.0	130	----
		Tungsten, dissolved	7440-33-7	E421	0.0182 mg/L	0.02 mg/L	90.8	70.0	130	----
		Uranium, dissolved	7440-61-1	E421	0.00370 mg/L	0.004 mg/L	92.6	70.0	130	----
		Vanadium, dissolved	7440-62-2	E421	0.0971 mg/L	0.1 mg/L	97.1	70.0	130	----
		Zinc, dissolved	7440-66-6	E421	0.377 mg/L	0.4 mg/L	94.3	70.0	130	----
		Zirconium, dissolved	7440-67-7	E421	0.0395 mg/L	0.04 mg/L	98.8	70.0	130	----
Dissolved Metals (QCLot: 1295561)										
VA23D1024-001	Anonymous	Mercury, dissolved	7439-97-6	E509	0.000101 mg/L	0.0001 mg/L	101	70.0	130	----
Aggregate Organics (QCLot: 1295095)										
VA23D1020-004	Anonymous	Phenols, total (4AAP)	----	E562	0.0216 mg/L	0.02 mg/L	108	75.0	125	----
Aggregate Organics (QCLot: 1295237)										
FJ2303357-002	Anonymous	Chemical oxygen demand [COD]	----	E559-L	ND mg/L	100 mg/L	ND	75.0	125	----
Aggregate Organics (QCLot: 1296769)										
CG2400074-002	Anonymous	Phenols, total (4AAP)	----	E562	0.0197 mg/L	0.02 mg/L	98.5	75.0	125	----
Aggregate Organics (QCLot: 1296861)										
VA23D1020-002	Anonymous	Chemical oxygen demand [COD]	----	E559-L	110 mg/L	100 mg/L	110	75.0	125	----

Report To Contact and company name below will appear on the final report		Report Format / Distribution			Select Service Level Below - Contact your AM to confirm all E&P TATs (surcharges may apply)																									
Company: Triton Environmental		Select Report Format: <input type="checkbox"/> PDF <input checked="" type="checkbox"/> EXCEL <input type="checkbox"/> EDD (DIGITAL)			Regular [R] <input checked="" type="checkbox"/> Standard TAT if received by 3 pm - business days - no surcharges apply																									
Contact: [Redacted]		Quality Control (QC) Report with Report <input checked="" type="checkbox"/> YES <input type="checkbox"/> NO			PRIORITY (Business Days)	4 day [P4-20%] <input type="checkbox"/>				EMERGENCY	1 Business day [E1 - 100%] <input type="checkbox"/>																			
Phone: [Redacted]		<input type="checkbox"/> Compare Results to Criteria on Report - provide details below if box checked				3 day [P3-25%] <input type="checkbox"/>					Same Day, Weekend or Statutory holiday [E2 - 200% (Laboratory opening fees may apply)] <input type="checkbox"/>																			
Company address below will appear on the final report		Select Distribution: <input checked="" type="checkbox"/> EMAIL <input type="checkbox"/> MAIL <input type="checkbox"/> FAX			Date and Time Required for an E&P TATs: [Redacted]																									
Street: 1730-1111 West Georgia Street		Email 1 or Fax: [Redacted]			or tests that can not be performed according to the service level selected, you will be contacted.																									
City/Province: Vancouver/BC		Email 2: [Redacted]			Analysis Request																									
Postal Code: V6E 4M3		Email 3: [Redacted]			Indicate Filtered (F), Preserved (P) or Filtered and Preserved (F/P) below																									
Invoice To		Invoice Distribution			Total metals	Total mercury	Dissolved metals	Dissolved mercury	TSS	TDS	Nutrients (ammonia, ammonium, TKN, total nitrogen, total phosphorus, phenols, COD, Total sulfide (as H2S), Unionized Sulfide)	Anions scan (Br, Cl, F, NO2, NO3, SO4)	General parameters (alkalinity)	DOC	SAMPLES ON HOLD	Sample is hazardous (please provide further details)	NUMBER OF CONTAINERS													
Same as Report To <input type="checkbox"/> YES <input checked="" type="checkbox"/> NO		Select Invoice Distribution: <input type="checkbox"/> EMAIL <input type="checkbox"/> MAIL <input type="checkbox"/> FAX																												
Copy of Invoice with Report <input type="checkbox"/> YES <input checked="" type="checkbox"/> NO		Email 1 or Fax: [Redacted]																												
Company: [Redacted]		Email 2: [Redacted]																												
Contact: [Redacted]		Email 3: [Redacted]																												
Project Information		Oil and Gas Required Fields (client use)																												
ALS Account # / Quote #: VA23-TRIT100-012		AFE/Cost Center:		PO#																										
Job #:		Major/Minor Code:		Routing Code:																										
PO / AFE:		Requisitioner:																												
LSD:		Location:																												
ALS Lab Work Order # (lab use only):		ALS Contact:		Sampler:																										
ALS Sample # (lab use only)	Sample Identification and/or Coordinates (This description will appear on the report)			Date (dd-mmm-yy)	Time (hh:mm)	Sample Type																								
	SQU DS 1			02-Jan-24	11:40	Water	R	R	R	R	R	R	R	R	R	R	8													
	pH: 7.54 cond: 50 uS/cm temp: 4.5°C																													
	SQU US 1			02-Jan-24	11:12	Water	R	R	R	R	R	R	R	R	R	R	8													
	pH: 7.62 cond: 58 uS/cm temp: 4.6°C																													
	Duplicate					Water	R	R	R	R	R	R	R	R	R	R	8													
	Field Blank					Water	R	R	R	R	R	R	R	R	R	R	8													
	Trip Blank					Water	R	R		R	R	R	R	R	R	R	5													

Environmental Division
Vancouver
Work Order Reference
VA24A0032



Telephone : +1 604 253 4188

Drinking Water (DW) Samples (client use)

Are samples taken from a Regulated DW System?
 YES NO

Are samples for human consumption/ use?
 YES NO

clicking on the drop-down list below

SAMPLE CONDITION AS RECEIVED (lab use only)


Frozen SIF Observations Yes No

Ice Packs Ice Cubes Custody seal intact Yes No

Cooling Initiated

INITIAL COOLER TEMPERATURES °C: [Redacted] FINAL COOLER TEMPERATURES °C: 3°C 5°C



SHIPMENT RELEASE (client use)		INITIAL SHIPMENT RECEPTION (lab use only)			FINAL SHIPMENT RECEPTION (lab use only)		
F	Received by: [Redacted]	Date: Jan 2, 2024	Time: 14:55	Received by: Rk	Date: 01/02/2024	Time: 2:55pm	

 Eagle Mountain - Woodfibre Gas Pipeline Project BC Rail Waste Discharge Approval AE-111824 Report	Reporting Week	Jan 2 nd to Jan 8 th , 2024
	Report #	5
	Appendix	B

Receiving Environment Field Notes and Logs

2024-01-02 BCR DFR

Inspection Date		1/2/2024
Location	BC Rail Site	
SiteID	SQU DS1	
Component	Tunnel	
Permit	AE 111824	
Site Name	Receiving Environment - Downstream of Discharge	
Latitude		49.725282
Longitude		-123.165175
EM	Sam Blanchard	
Air Temperature Low (°C)		7
Air Temperature High (°C)		6
Conditions	Light Rain	
GroundCondition	Wet	
Timestart		11:35:00
FlowVolume	moderate	
Notes	N/A	
OdourDetected	No	
Odour	N/A	
ColourDetected	No	
Colour	N/A	
Unusual Observation Detected	No	
Unusual Observation	No	
SheenDetected	N/A	
Sheen		
SAMPLES COLLECTED		
Total Metals Mercury	Yes	
Dissolved Metals Mercury	Yes	
TSS	Yes	
TDS	Yes	
Nutrients	Yes	
DOC	Yes	
General Parameters Alkalinity	Yes	
Total Sulfide Unionized Sulfide	Yes	
Anions	Yes	
QASamples	Duplicate, field blank, trip blank.	
Logger Maintenance Peformed	Yes	
Photo Of COC	Yes	
Logger Maintenance Comment	Calibrated DS logger for turbidity (0/10 NTU). Replaced batteries in DS logger.	



2024-01-02 BCR DFR

Inspection Date		1/2/2024
Location	BC Rail Site	
SiteID	SQU US1	
Component	Tunnel	
Permit	AE 111824	
Site Name	Receiving Environment - Upstream of Discharge	
Latitude		49.726866
Longitude		-123.163912
EM	Sam Blanchard	
Air Temperature Low (°C)		7
Air Temperature High (°C)		6
Conditions	Light Rain	
GroundCondition	Wet	
Timestart		11:00:00
FlowVolume	moderate	
Notes	N/A	
OdourDetected	No	
Odour	N/A	
ColourDetected	No	
Colour	N/A	
Unusual Observation Detected	No	
Unusual Observation	No	
SheenDetected	N/A	
Sheen		
SAMPLES COLLECTED		
Total Metals Mercury	Yes	
Dissolved Metals Mercury	Yes	
TSS	Yes	
TDS	Yes	
Nutrients	Yes	
DOC	Yes	
General Parameters Alkalinity	Yes	
Total Sulfide Unionized Sulfide	Yes	
Anions	Yes	
QASamples	Field blank, trip blank.	
Logger Maintenance Peformed	No	
Photo Of COC	Yes	
Logger Maintenance Comment		

